



NATIONAL KIDNEY REGISTRY®
FACILITATING LIVING DONOR TRANSPLANTS

Quarterly Report

Q2 2022

Table of Contents

Center Conversion Rates on NKR Donor Candidate Referrals		
NKR Donor Candidates Referred vs Donations	24	
Death Censored Graft Failure Comparisons	6	
Donations Resulting from NKR Donor Referrals	23	
Donor Candidate Registrations Across All DASH Intake Platforms	20	
Donor Connect Registration to Donation Rate 7/1/2021 – 6/30/2022	25	
Good Samaritan Donor Candidate Registrations Across All DASH Intake Platforms	21	
Home Blood Draw Requests	27	
Kidney for Life Actual Wait Times to Transplant Compatible Pairs Who Received a Low Eplet Mismatch Transplant (n=63)	17	
Kidney for Life Centers	19	
Kidney for Life Low Eplet Mismatch Transplants Compatible and Incompatible Pairs 7/1/2021 – 6/30/2022	14	
Kidney for Life Low Eplet Mismatch Transplants Compatible Pairs 7/1/2021 - 6/30/2022	15	
Kidney for Life Low Eplet Mismatch Transplants Compatible and Incompatible Pairs	13	
Kidney for Life Patient Referrals	18	
Kidney for Life Simulated Wait Times to Transplant Probability Patients Encounter a Low Eplet Mismatch Donor	16	
Living Donors Supported and Protected	7	
Median Wait Time by Blood Type From Exportability to Transplant	35	
Median Wait Time to Transplant	34	
Message from the Founder & CEO	3	
Microsite Centers	12	
Microsite Donor Registrations	10	
Microsite Enrollment Success	9	
Microsite Growth	8	
Microsite Patient Referrals	11	
New Exportable Patients	32	
NKR Facilitated Kidney Donations by Donor Type	28	
NKR Facilitated Transplant Growth	4	
NKR Qualified Donor Referrals Referred to NKR Member Centers	22	
Patients Waiting More Than 1 Year Due to High cPRA	36	
Pool Composition by cPRA Unmatched Paired and Voucher Patients	31	
Remote Donations by Donor Type	26	
Resources	40	
Swap Failure Rates	38	
Swaps Saved by Swap Saver Voucher Donors	39	
Top Centers NKR Facilitated Transplants 7/1/2021 – 6/30/2022	5	
Transition to Family Voucher Donation	29	
Transplanted Recipients by cPRA	37	
Uncoupling Trend Transition from Paired to Standard Voucher Donation	30	
Wait Time Distribution From Exportability to Transplant	33	



Message from the Founder & CEO



The NKR is on track to facilitate 20% of all living donor kidney transplants in the United States this year. The majority of NKR-facilitated transplants are traditional paired exchange transplants, but a growing number of remote direct donation transplants and microsite direct donation transplants are fueling our growth.

Over the past year, microsite living donor transplants have more than doubled, resulting in 144 microsite-facilitated transplants. This growth was driven by a 48% increase in the number of active microsites. Also driving growth is the increasing microsite success rate, which has doubled to 14% in the past year, primarily driven by our professional patient-coaching staff.

The Kidney for Life program continues to grow, with 19 transplant centers now participating. The second quarter of 2022 saw a 73% increase in the number of patients who received a low eplet mismatch transplant through the KFL program.

The NKR is on track to refer over 2,100 highly qualified donor candidates to member centers this year. This is a 36% increase over last year. Donations from NKR referrals are expected to be approximately 150 this year, a 50% increase over last year.

Sincerely,

A handwritten signature in blue ink, appearing to read 'G. Hil', with a stylized flourish extending to the right.

Gareth Hil

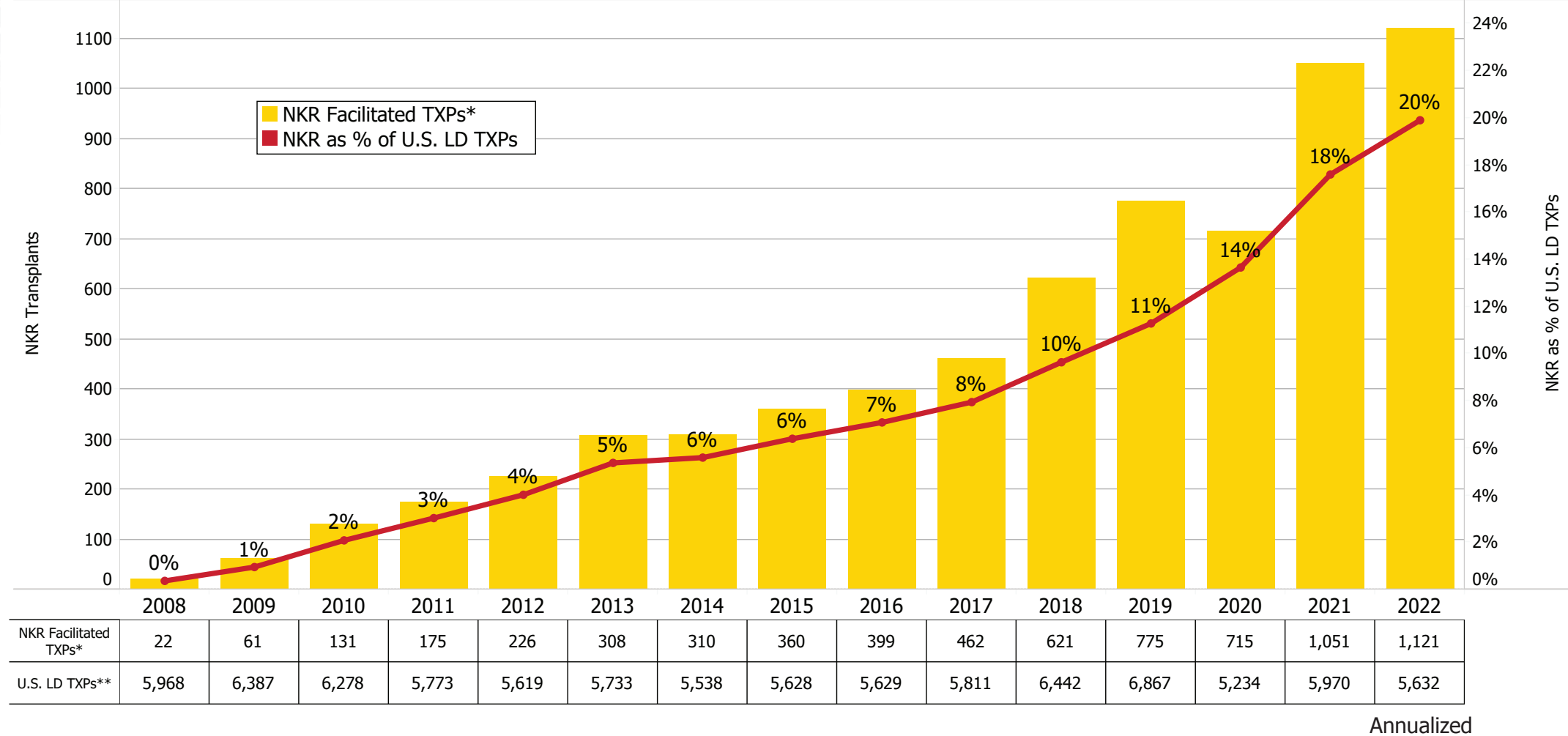
Founder & CEO

National Kidney Registry

Living Kidney Donor



NKR Facilitated Transplant Growth

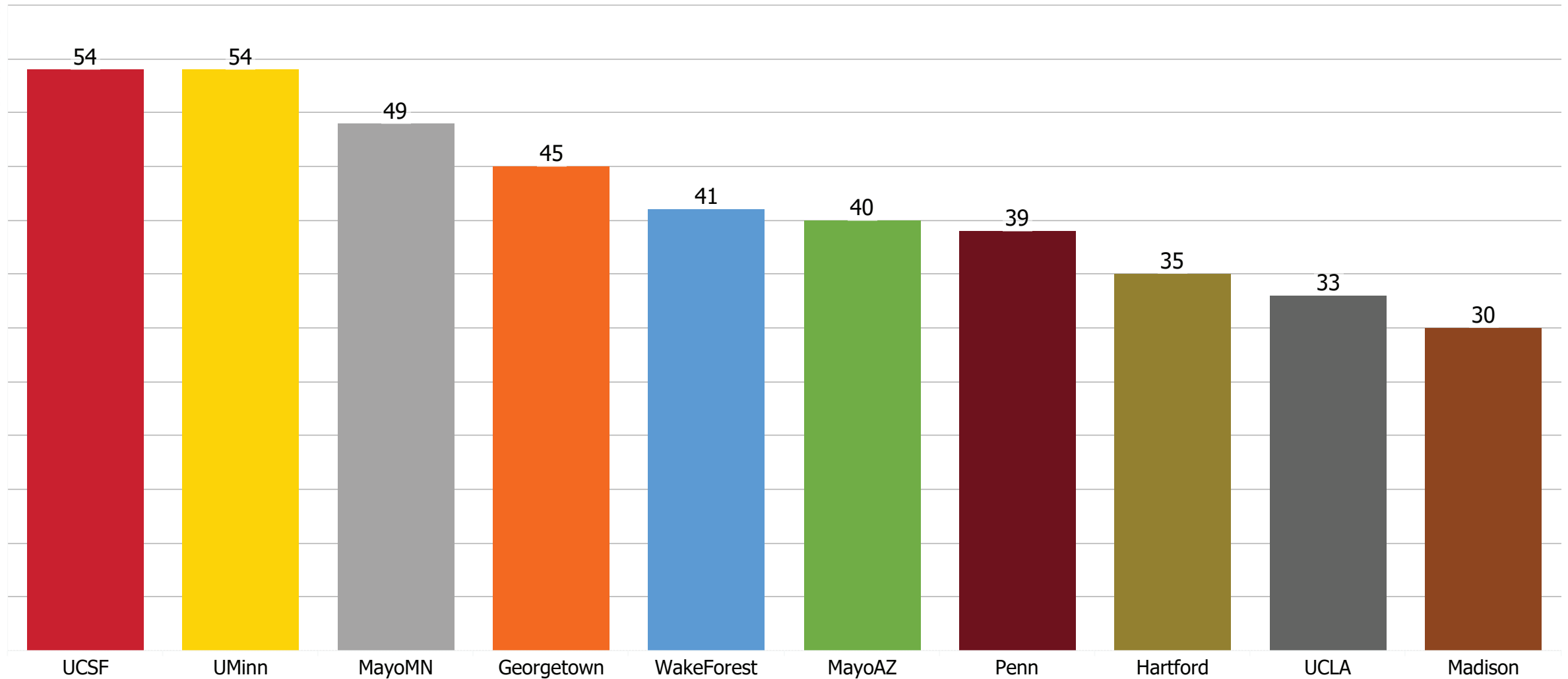


*NKR facilitated transplants (TXPs) include voucher, paired, remote directs, KFL remote directs, microsite internal direct, and waitlist patient transplants.
**<https://optn.transplant.hrsa.gov/data/> U.S. Living Donor (LD) Transplants Performed: 1/1/2008 - 5/31/2022, Based on OPTN data as of 7/7/2022; NKR Database accessed 7/7/2022

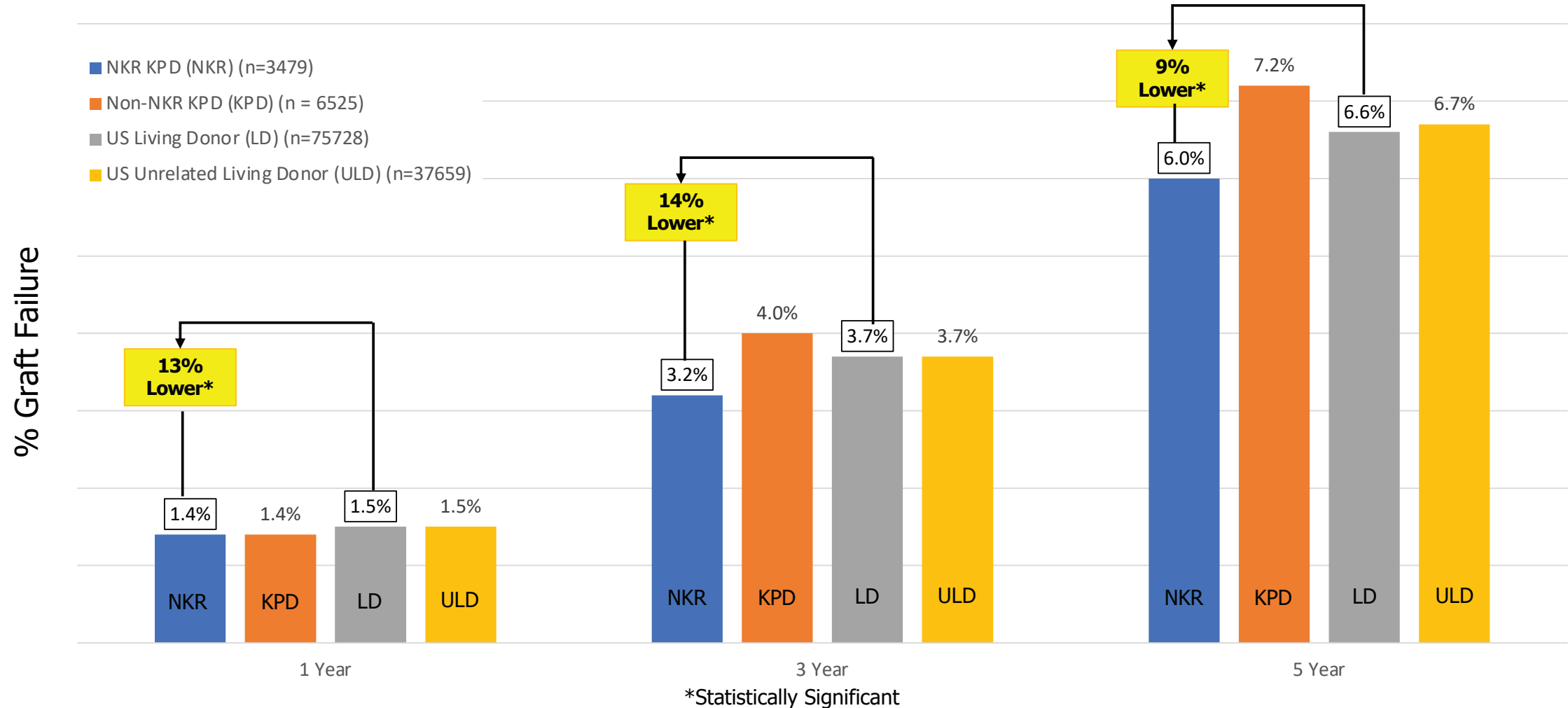


Top Centers

NKR Facilitated Transplants 7/1/2021 – 6/30/2022



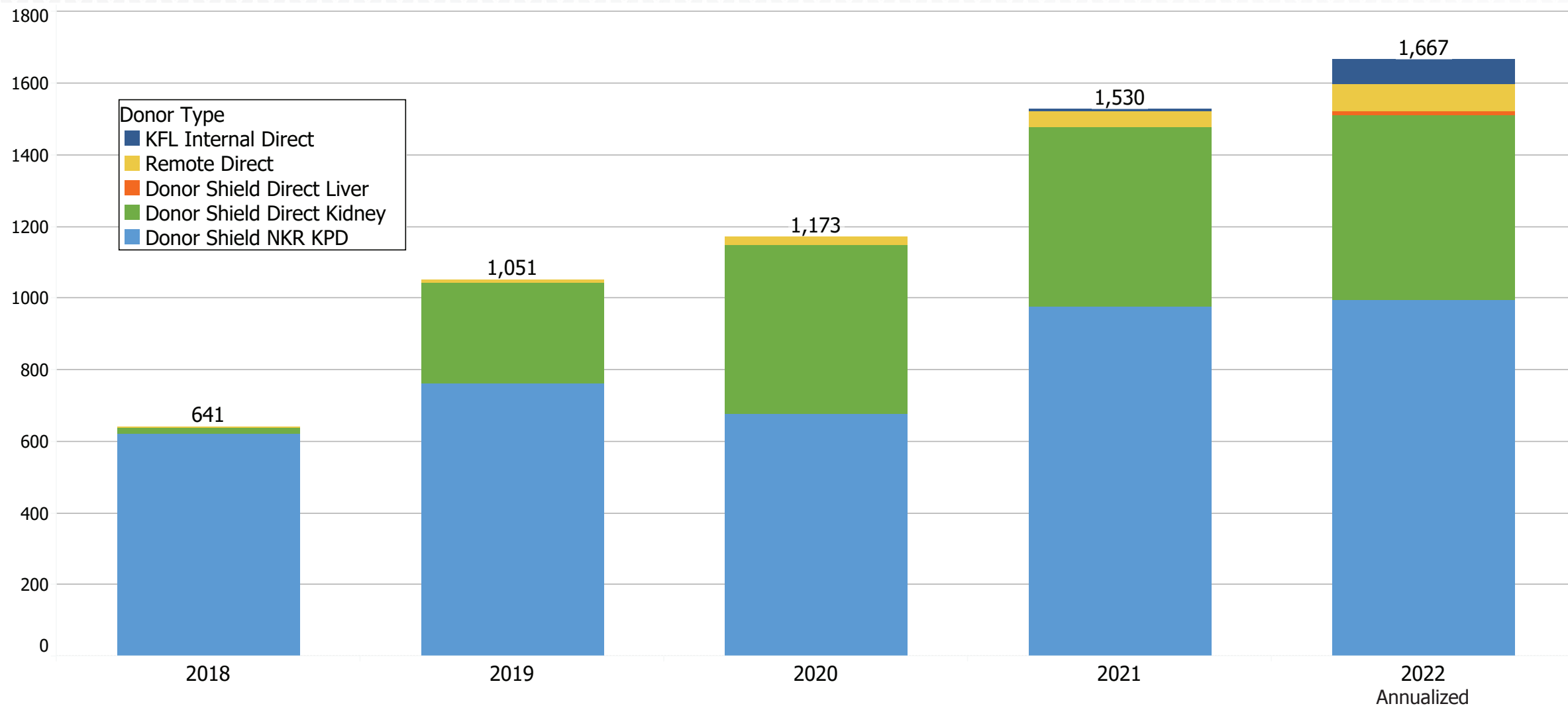
Death Censored Graft Failure Comparisons



Provided courtesy of NYU Grossman School of Medicine, Department of Surgery *Not including waitlist patients;
Kaplan-Meier GS Rates for Transplants Performed: 02/2008-12/2021 with follow-up through 3/31/2022
<https://www.srtr.org/> SRTR data as of June 2022



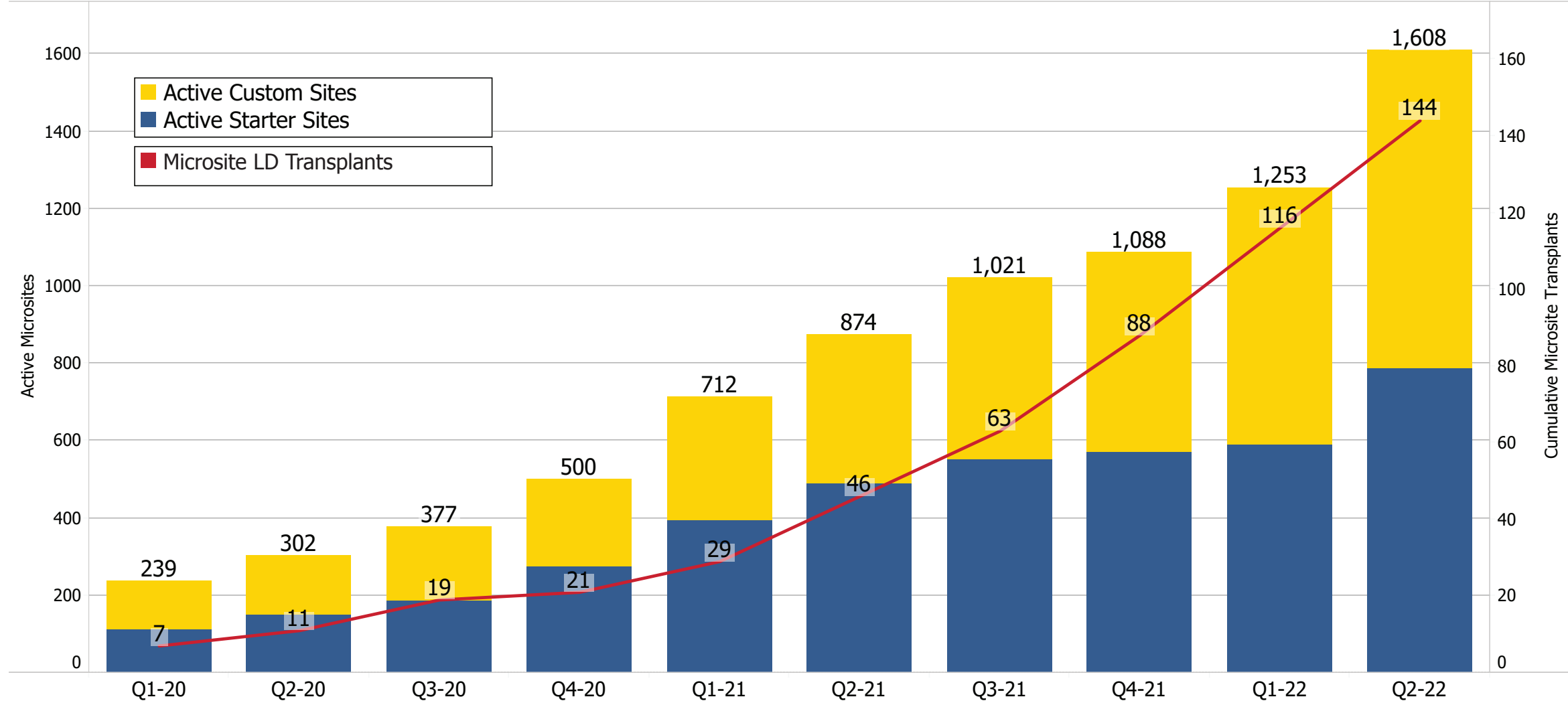
Living Donors Supported and Protected



As of 7/20/2022
To learn more about the Donor Shield protections [click here](#).



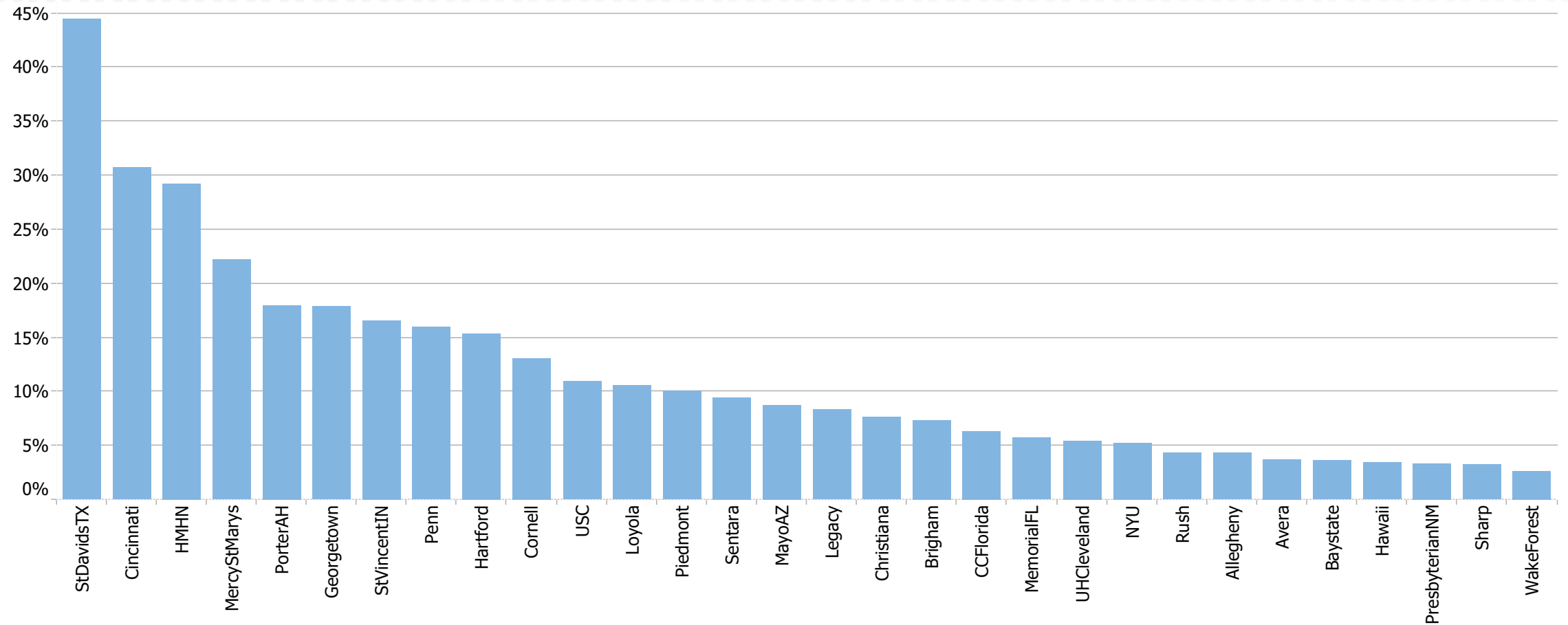
Microsite Growth



As of 7/8/2022
To learn more about the microsite program [click here](#)



Microsite Enrollment Success

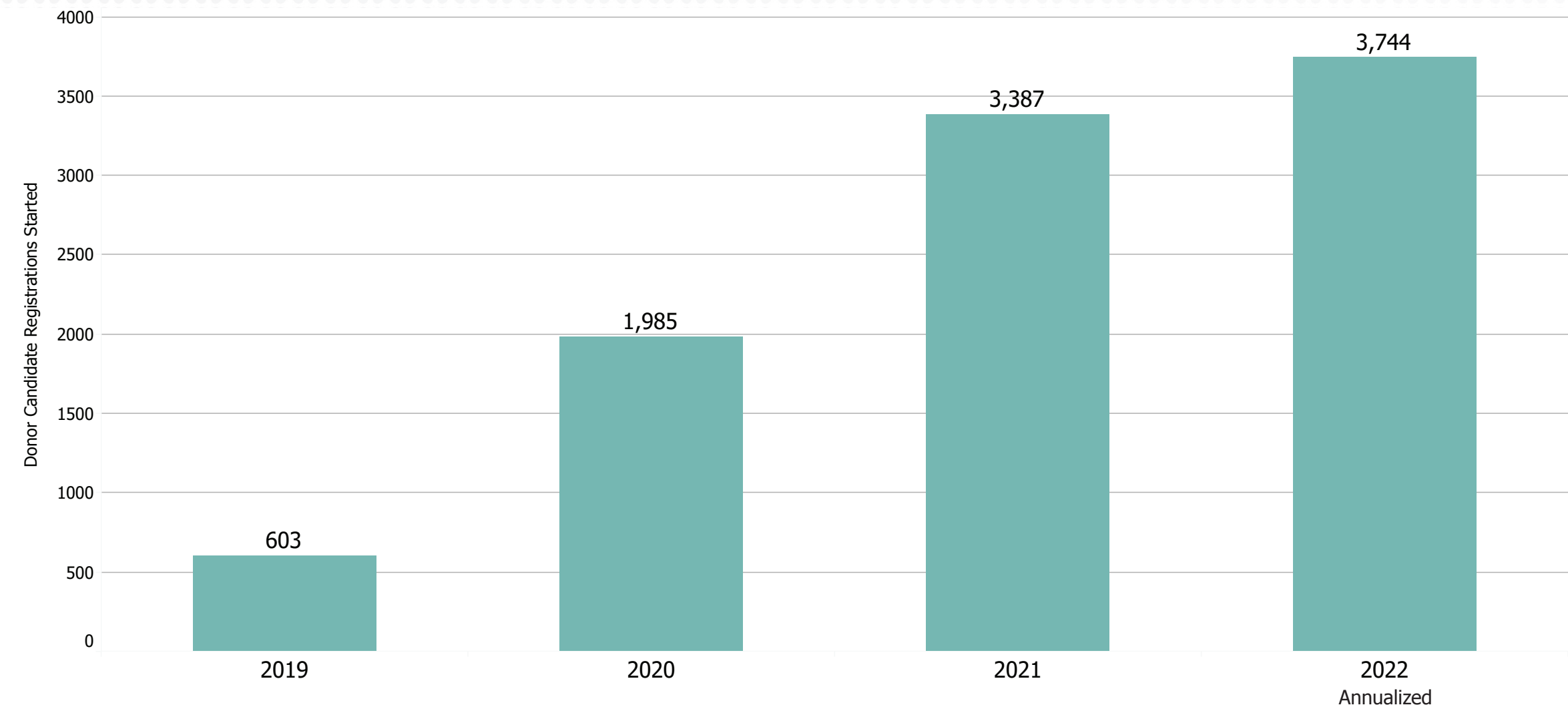


Active Microsites	60	86	103	64	39	132	43	237	59	120	154	36	91	45	59	20	11	33	55	7	23	28	17	8	9	6	11	10	18	16
Deceased Donor Waitlist	135	280	353	289	217	741	259	1,489	383	921	1,405	342	908	477	674	240	144	451	874	122	425	532	390	187	240	165	323	302	559	624

Active microsites as of 8/3/2022
Total deceased donor waitlist as of 2021



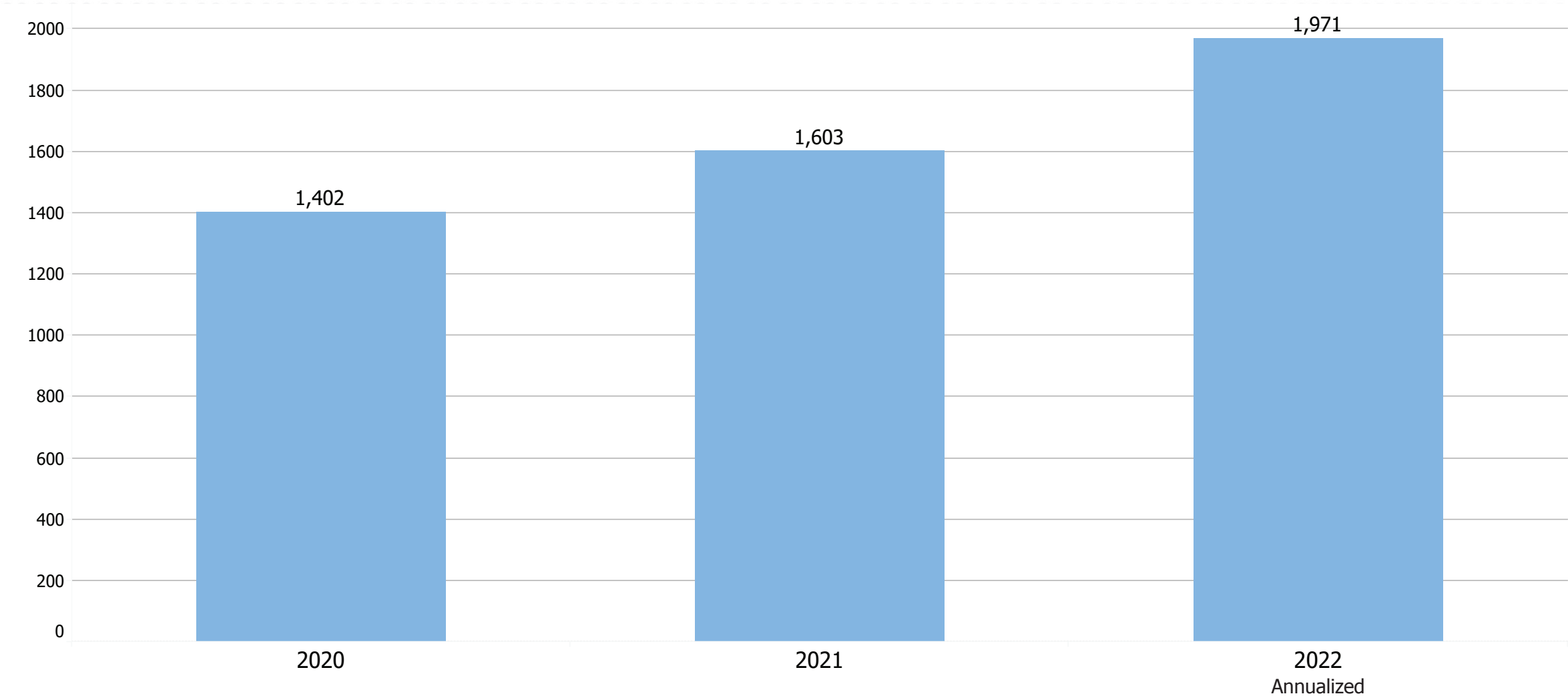
Microsite Donor Registrations



As of 7/6/2022
To learn more about the microsite program [click here](#)



Microsite Patient Referrals



As of 7/6/2022
To learn more about the microsite program [click here](#)



Microsite Centers

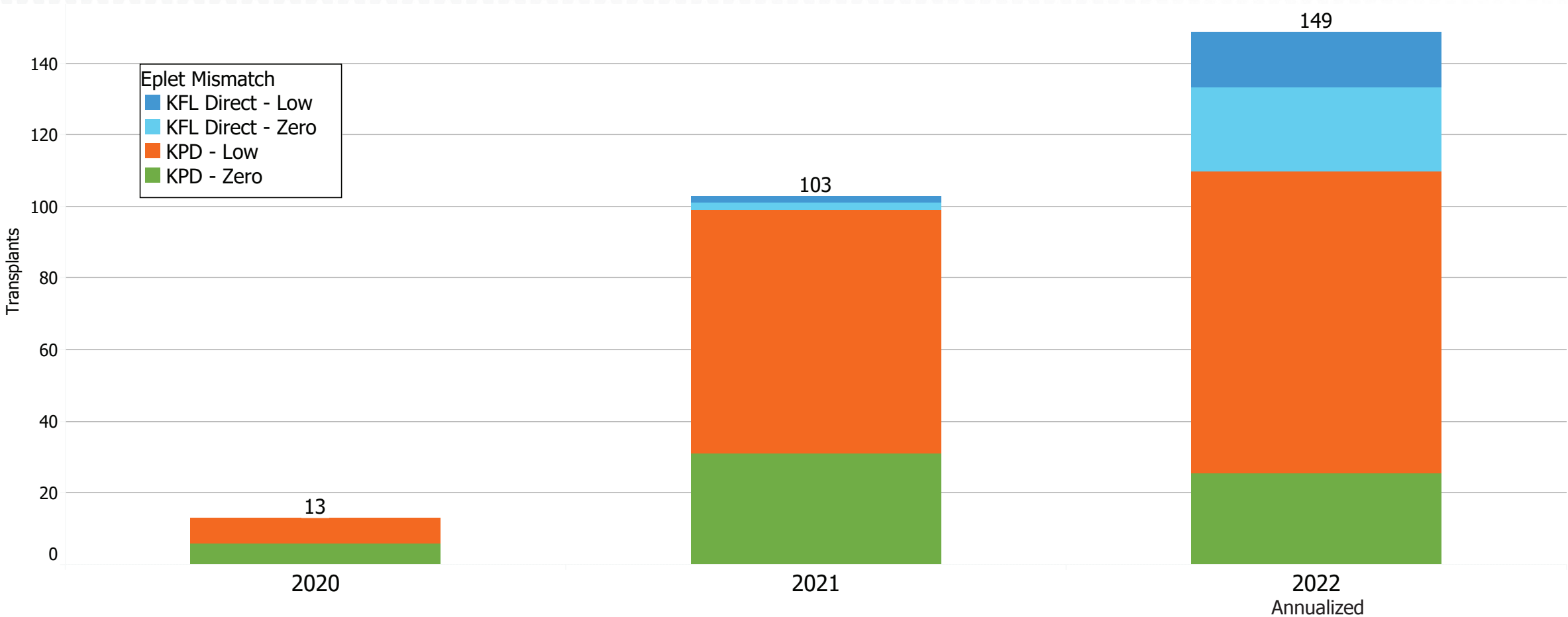


As of 7/7/2022
To see the latest microsite participating centers [click here](#).



Kidney for Life Low Eplet Mismatch Transplants

Compatible and Incompatible Pairs

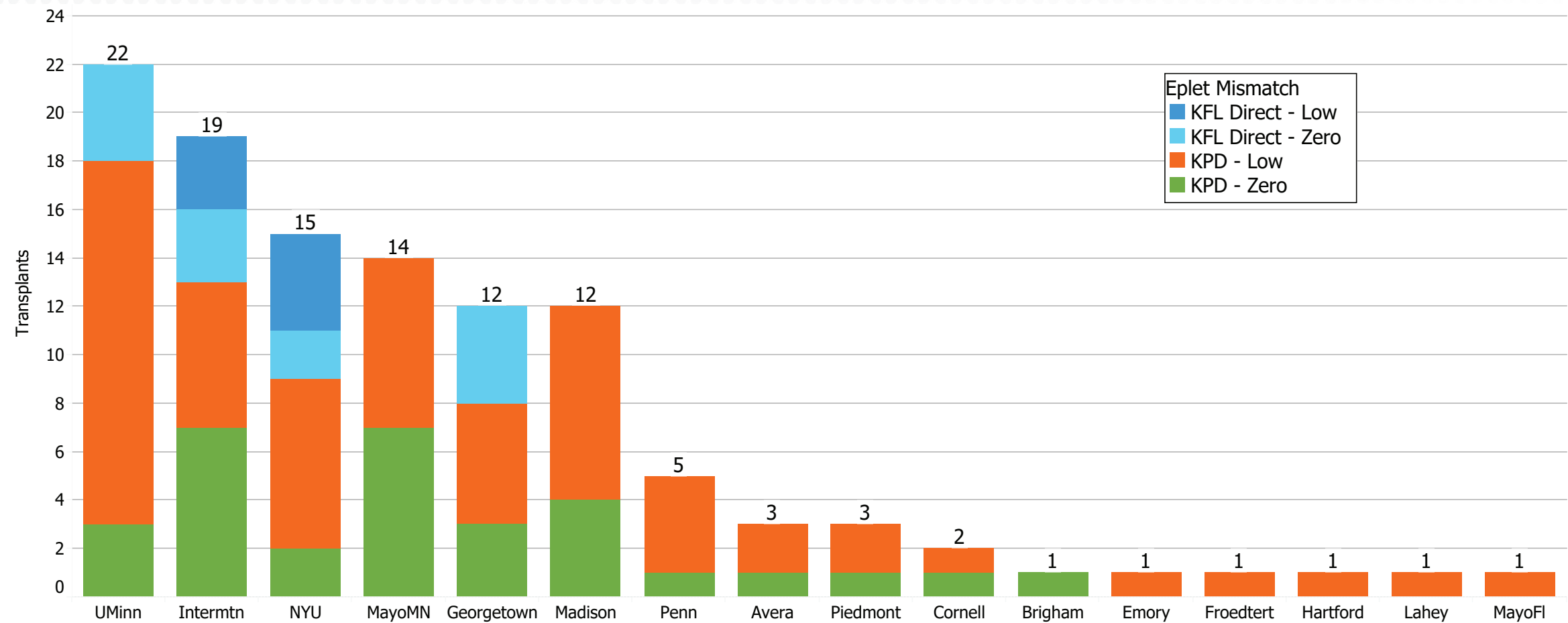


Eplet mismatch categories are based on the definition provided by Wiebe C, Kosmoliaptsis V, Pochinco D, et al. HLA-DR/DQ molecular mismatch: a prognostic biomarker for primary alloimmunity. Am J Transplant. 2019;19:1708–1719. <https://doi.org/10.1111/ajt.15177>
To learn more about the Kidney for Life program [click here](#).



Kidney for Life Low Eplet Mismatch Transplants

Compatible and Incompatible Pairs 7/1/2021 – 6/30/2022

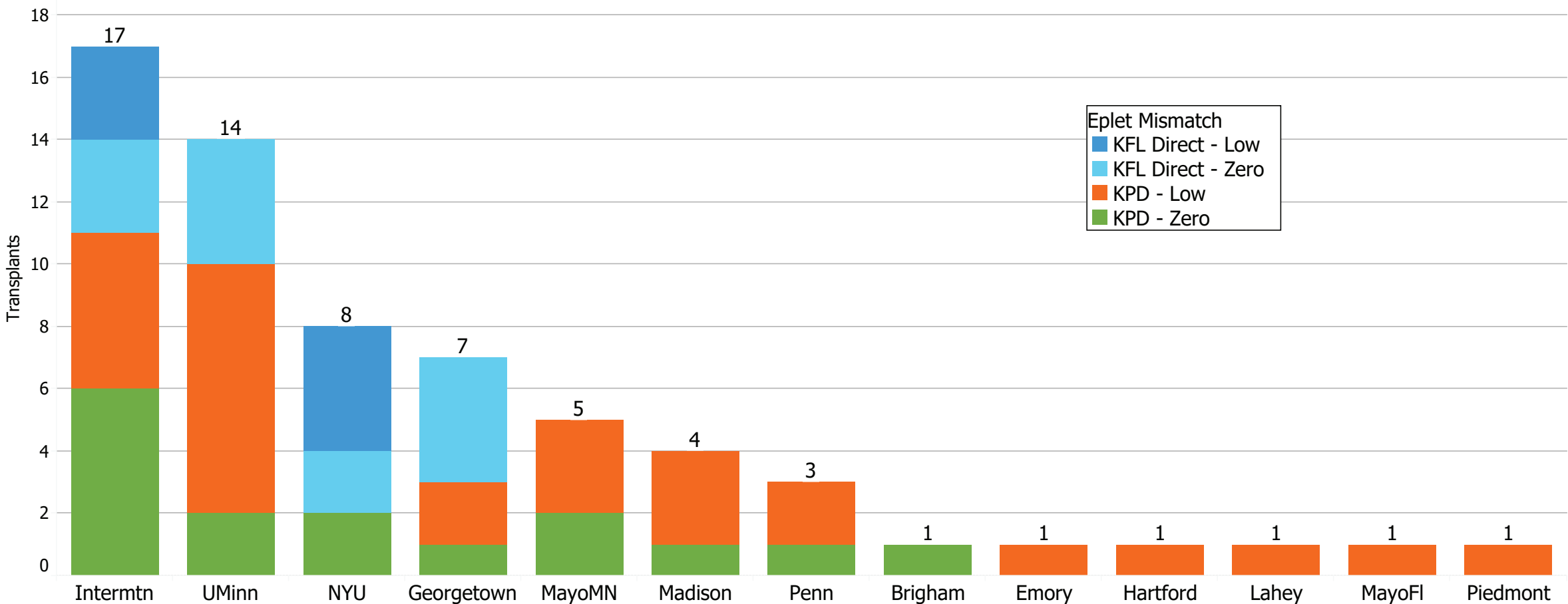


Eplet mismatch categories are based on the definition provided by Wiebe C, Kosmoliaptsis V, Pochinco D, et al. HLA-DR/DQ molecular mismatch: a prognostic biomarker for primary alloimmunity. Am J Transplant. 2019;19:1708–1719. <https://doi.org/10.1111/ajt.15177>
To learn more about the Kidney for Life program [click here](#).



Kidney for Life Low Eplet Mismatch Transplants

Compatible Pairs 7/1/2021 - 6/30/2022

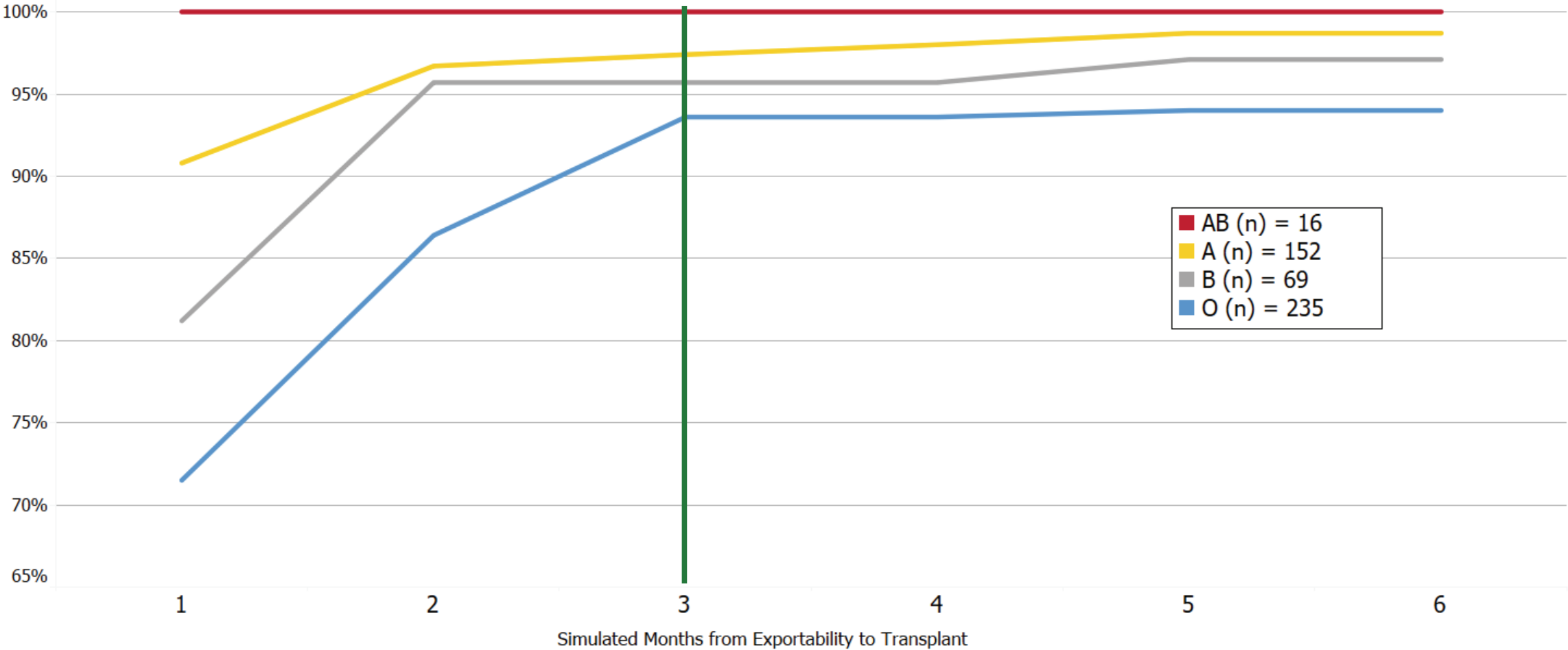


Eplet mismatch categories are based on the definition provided by Wiebe C, Kosmoliaptsis V, Pochinco D, et al. HLA-DR/DQ molecular mismatch: a prognostic biomarker for primary alloimmunity. Am J Transplant. 2019;19:1708-1719. <https://doi.org/10.1111/ajt.15177>
To learn more about the Kidney for Life program [click here](#).



Kidney for Life Simulated Wait Times to Transplant

Probability Patients Encounter a Low Eplet Mismatch Donor

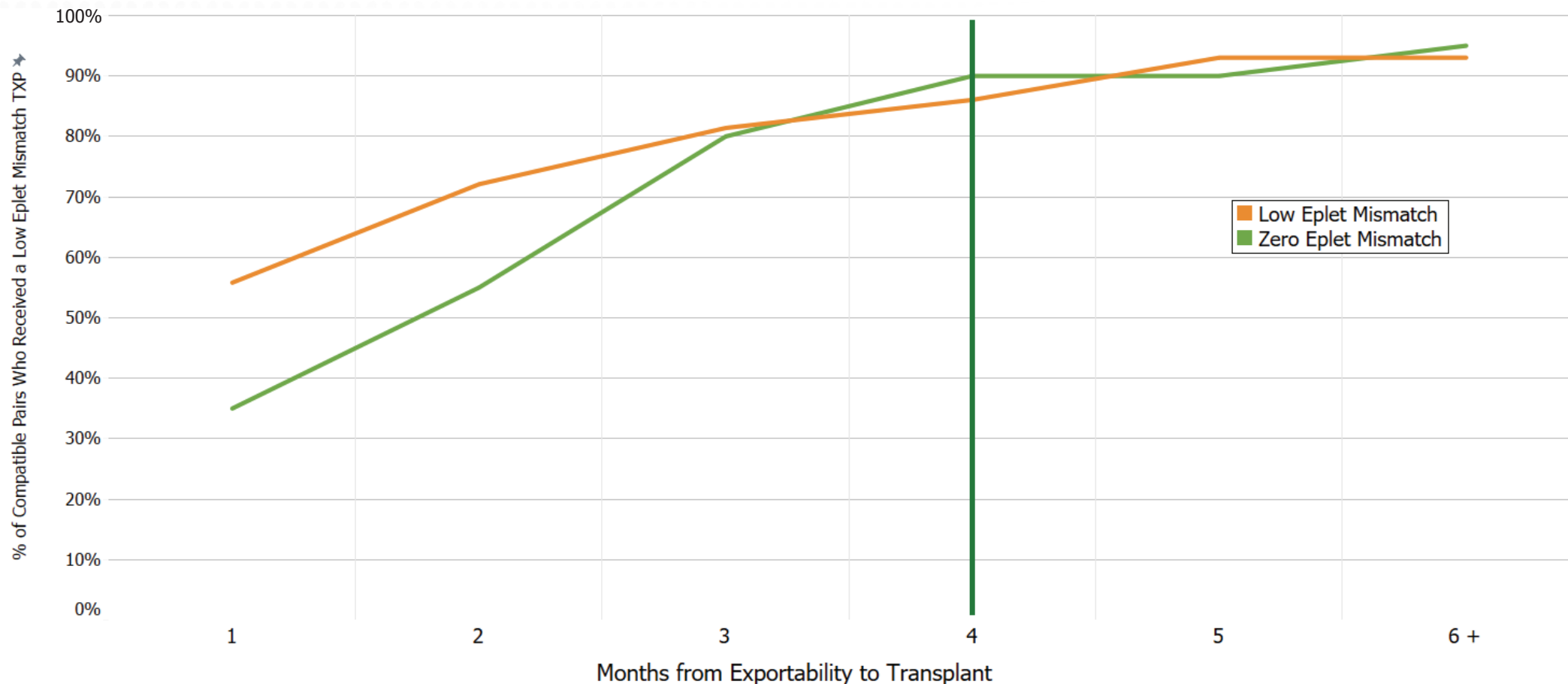


As of 7/13/2022
*Calculated using NKR calculated eplet mismatch information from 472 patients and 2,026 NKR donors.



Kidney for Life Actual Wait Times to Transplant

Compatible Pairs Who Received a Low Eplet Mismatch Transplant (n=63)



As of 8/1/2022

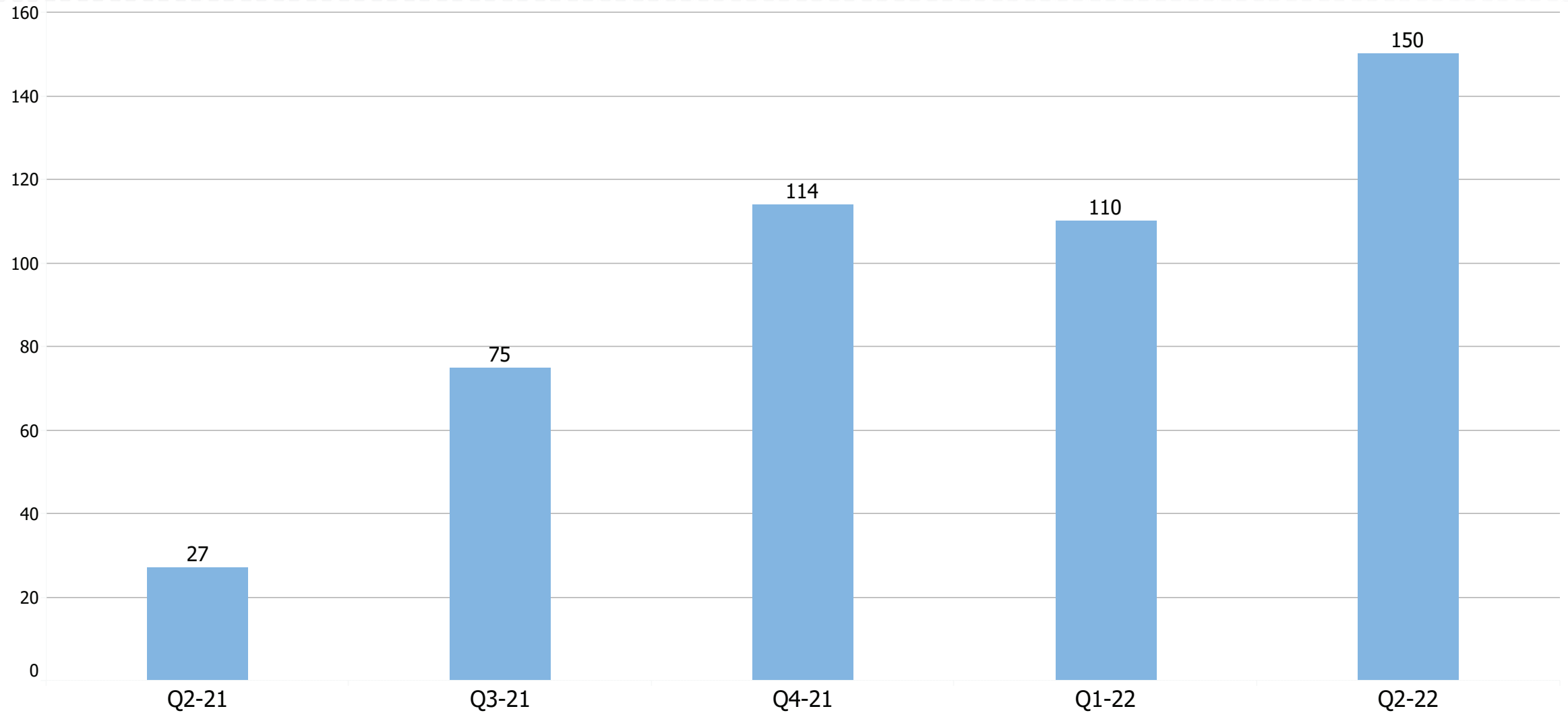
Excludes patients with a cPRA > 90.00%

Eplet mismatch categories are based on the definition provided by Wiebe C, Kosmoliaptsis V, Pochinco D, et al. HLA-DR/DQ molecular mismatch: a prognostic biomarker for primary alloimmunity. Am J Transplant. 2019;19:1708–1719. <https://doi.org/10.1111/ajt.15177>

To learn more about the Kidney for Life program [click here](#).



Kidney for Life Patient Referrals



To learn more about the Kidney for Life program [click here](#).



Kidney for Life Centers



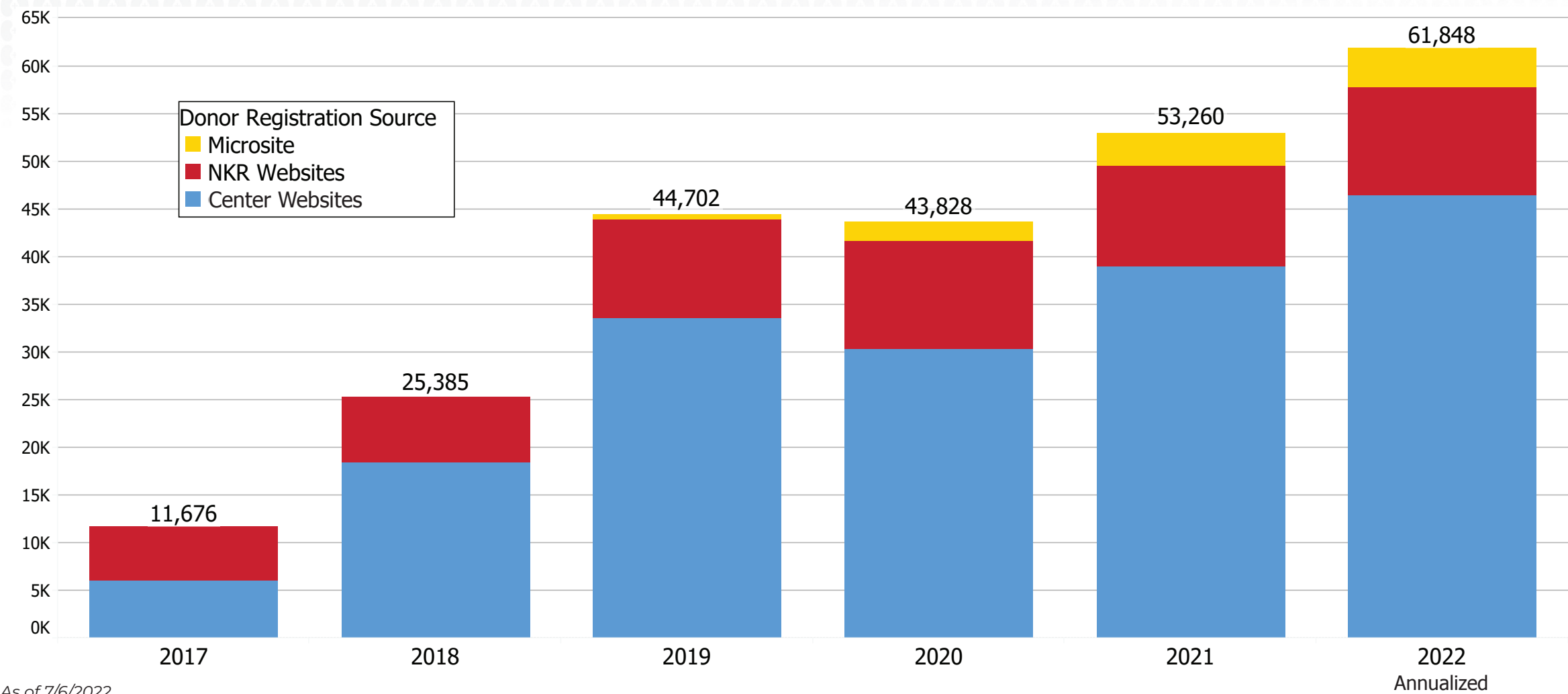
As of 7/7/2022

To see the latest Kidney for Life participating centers [click here](#).



Donor Candidate Registrations

Across All DASH Intake Platforms



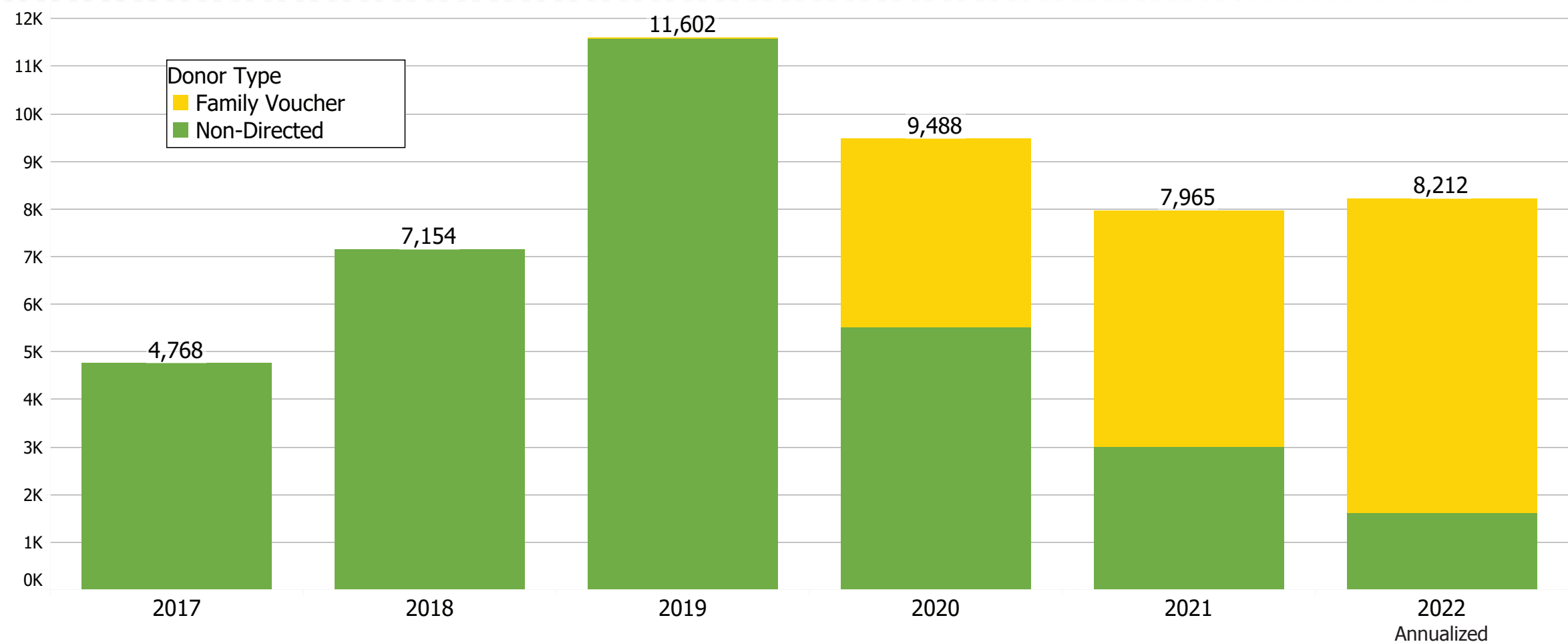
As of 7/6/2022

To learn more about DASH, the Donor Automated Screening and History system [click here](#).



Good Samaritan Donor Candidate Registrations

Across All DASH Intake Platforms



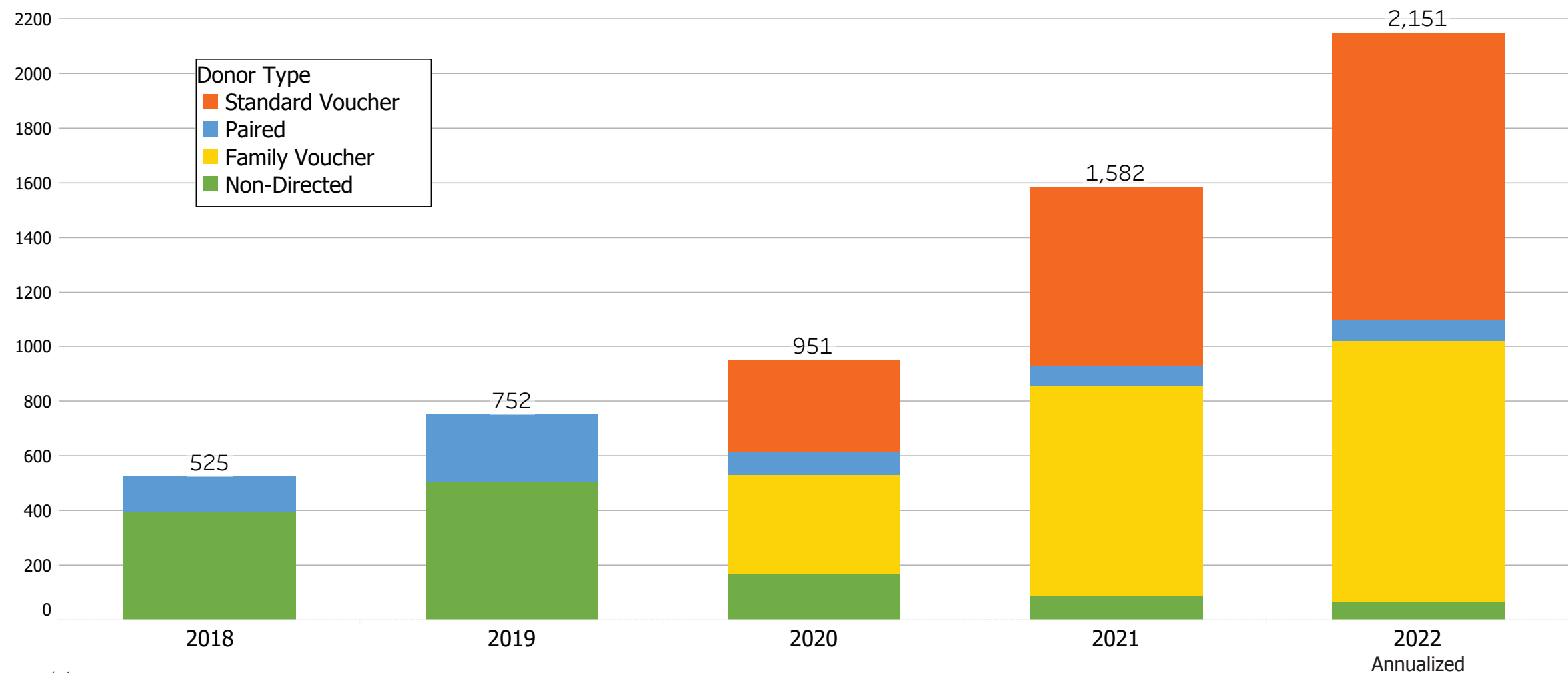
As of 7/6/2022

To learn more about DASH, the Donor Automated Screening and History system [click here](#).



NKR Qualified Donor Referrals

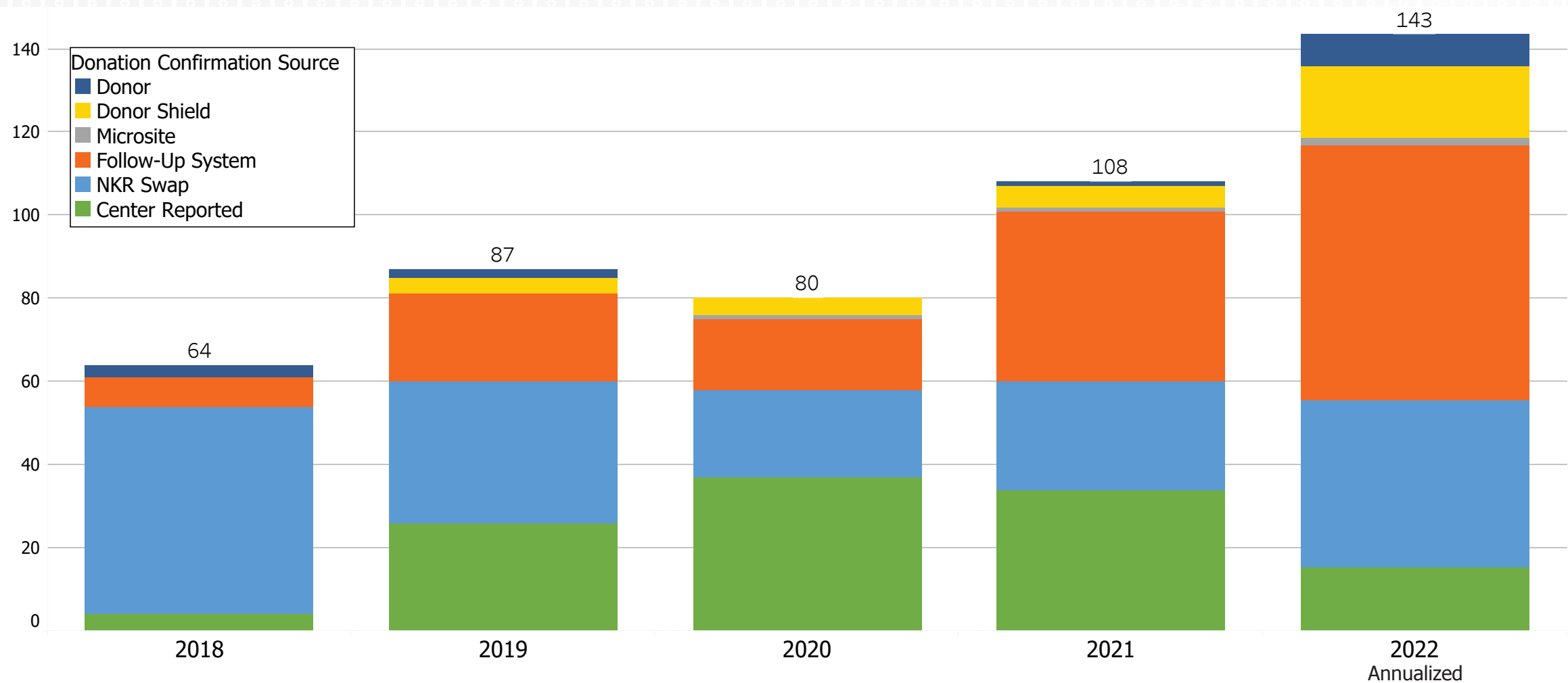
Referred to NKR Member Centers



As of 7/6/2022
Includes donor registrants from all NKR websites.



Donations Resulting from NKR Donor Referrals

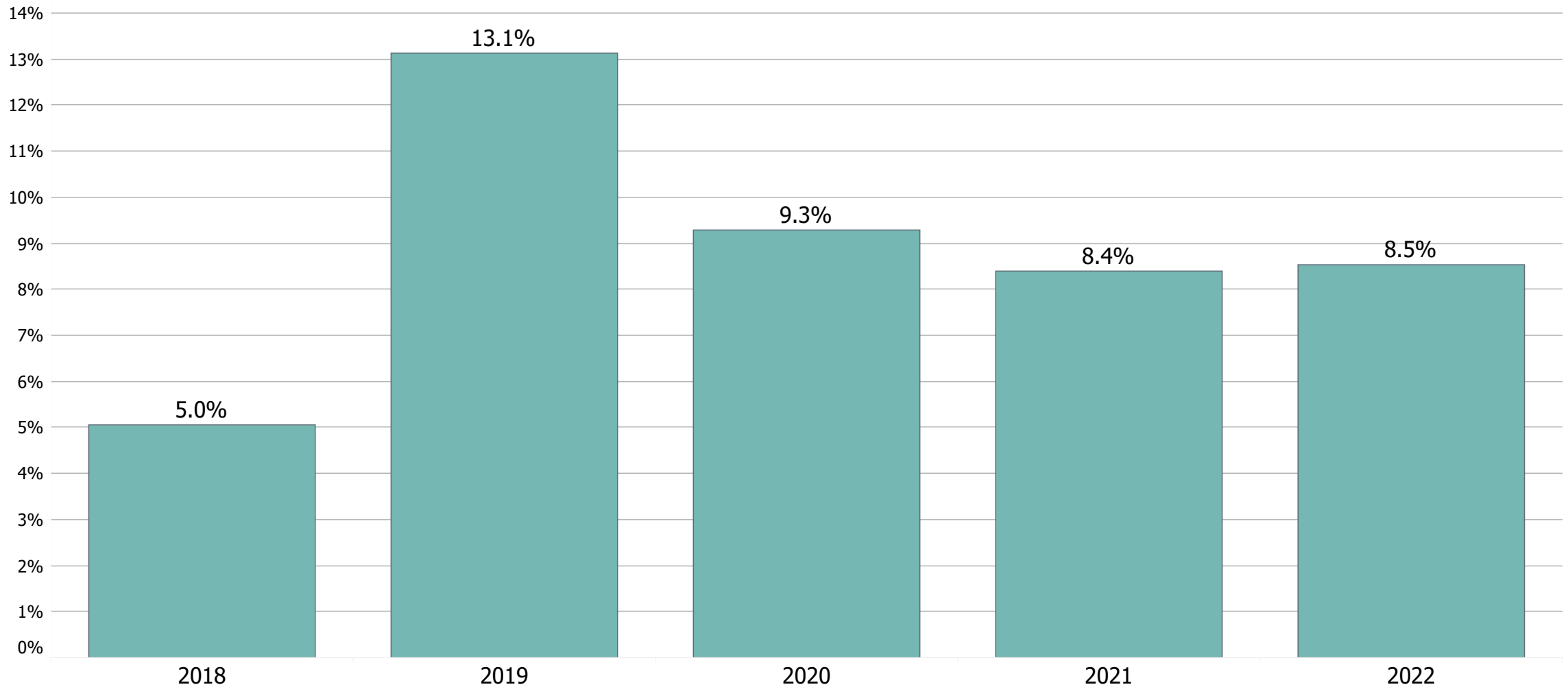


As of 7/6/2022
Includes donor registrants from all NKR websites.
To avoid lag-effect, the chart counts donation date which does not reflect the date the donor registered.



Center Conversion Rates on NKR Donor Candidate Referrals

NKR Donor Candidates Referred vs Donations



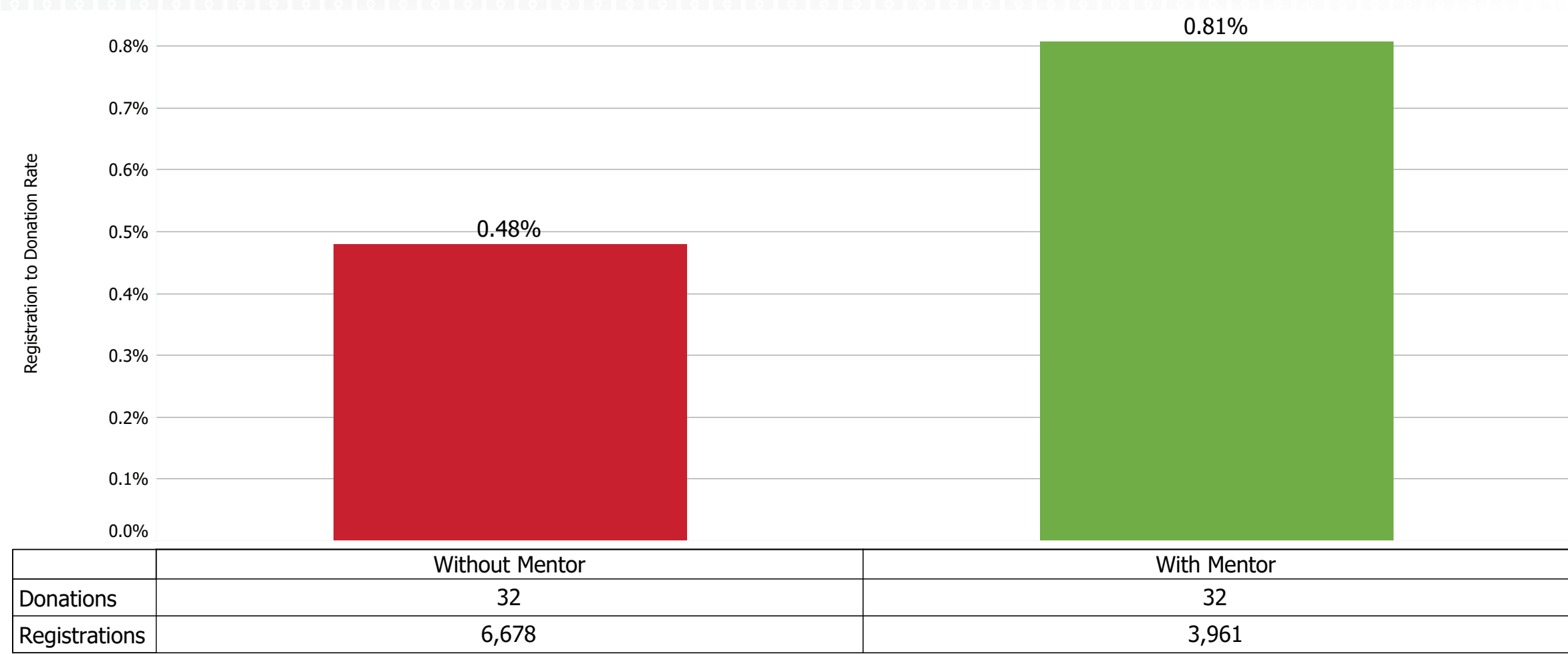
As of 7/15/2022

Formula: $\text{Donations} / \text{Avg. (Year + Prior Year Referrals)}$



Donor Connect Registration to Donation Rate

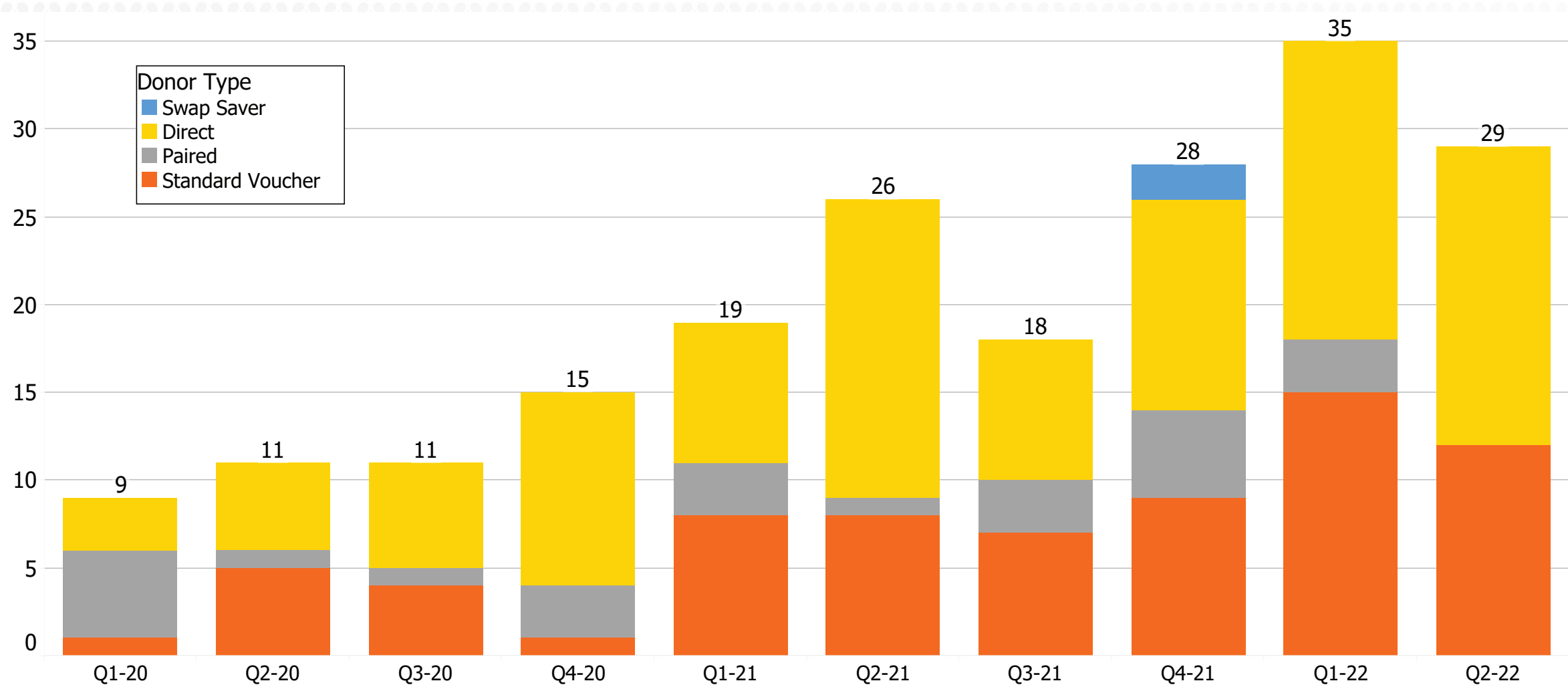
7/1/2021 – 6/30/2022



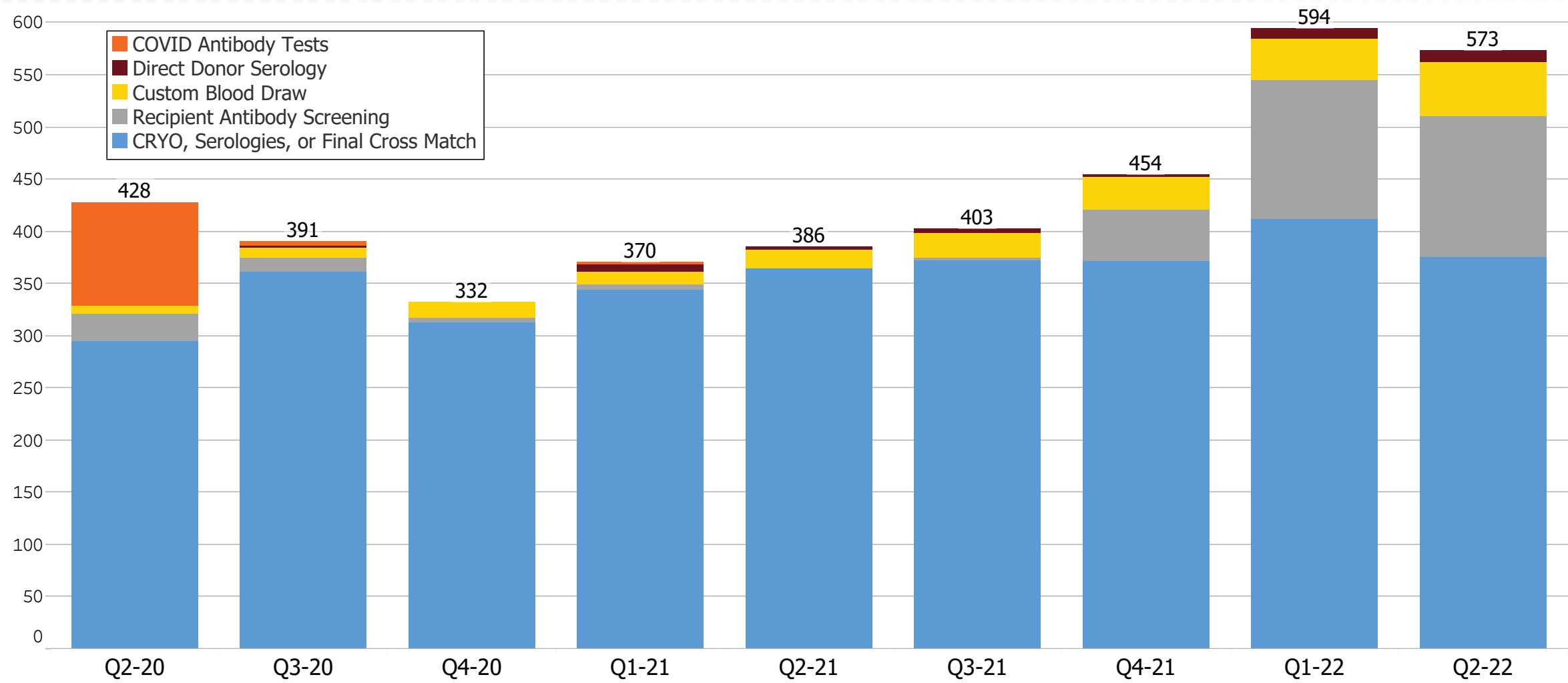
As of 7/6/2022
Includes donor registrants from all NKR websites.



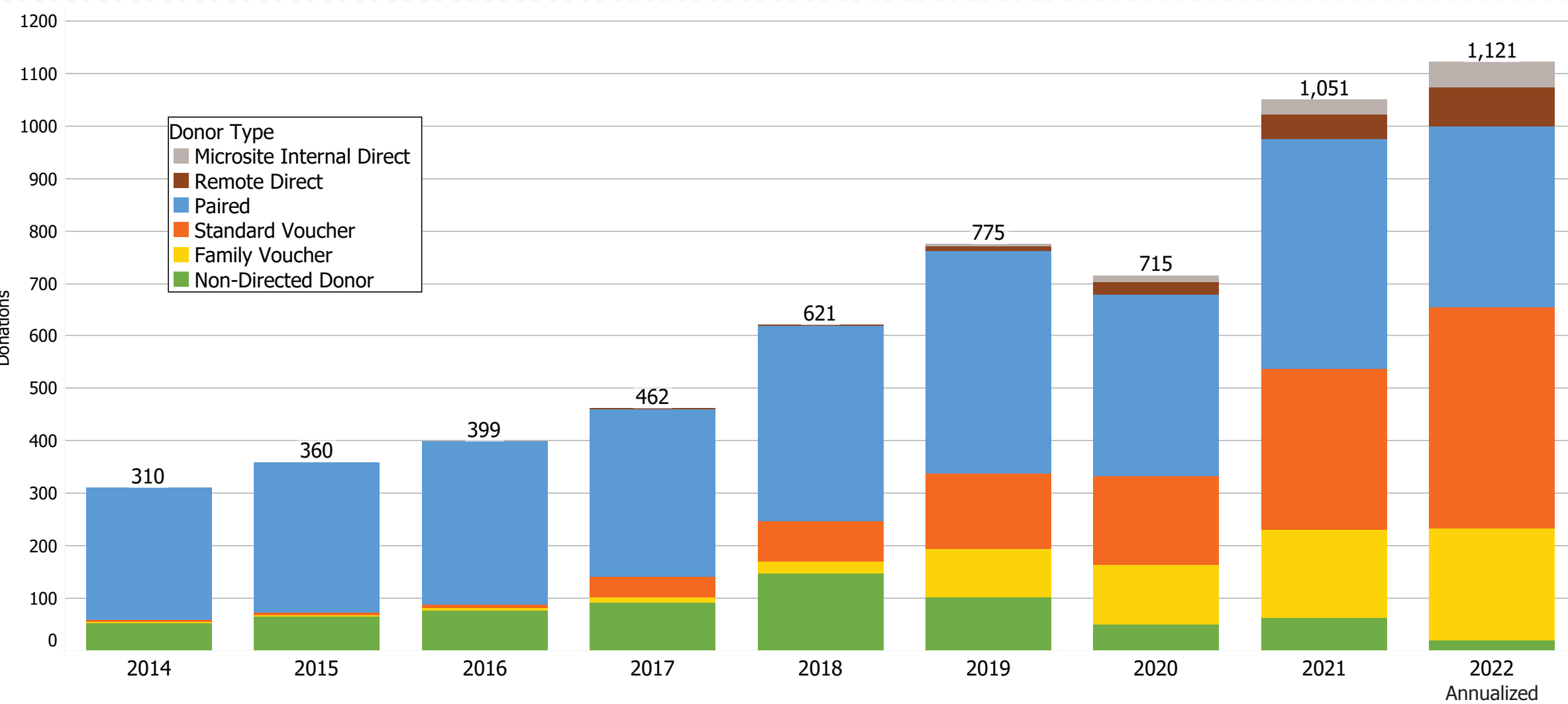
Remote Donations by Donor Type



Home Blood Draw Requests



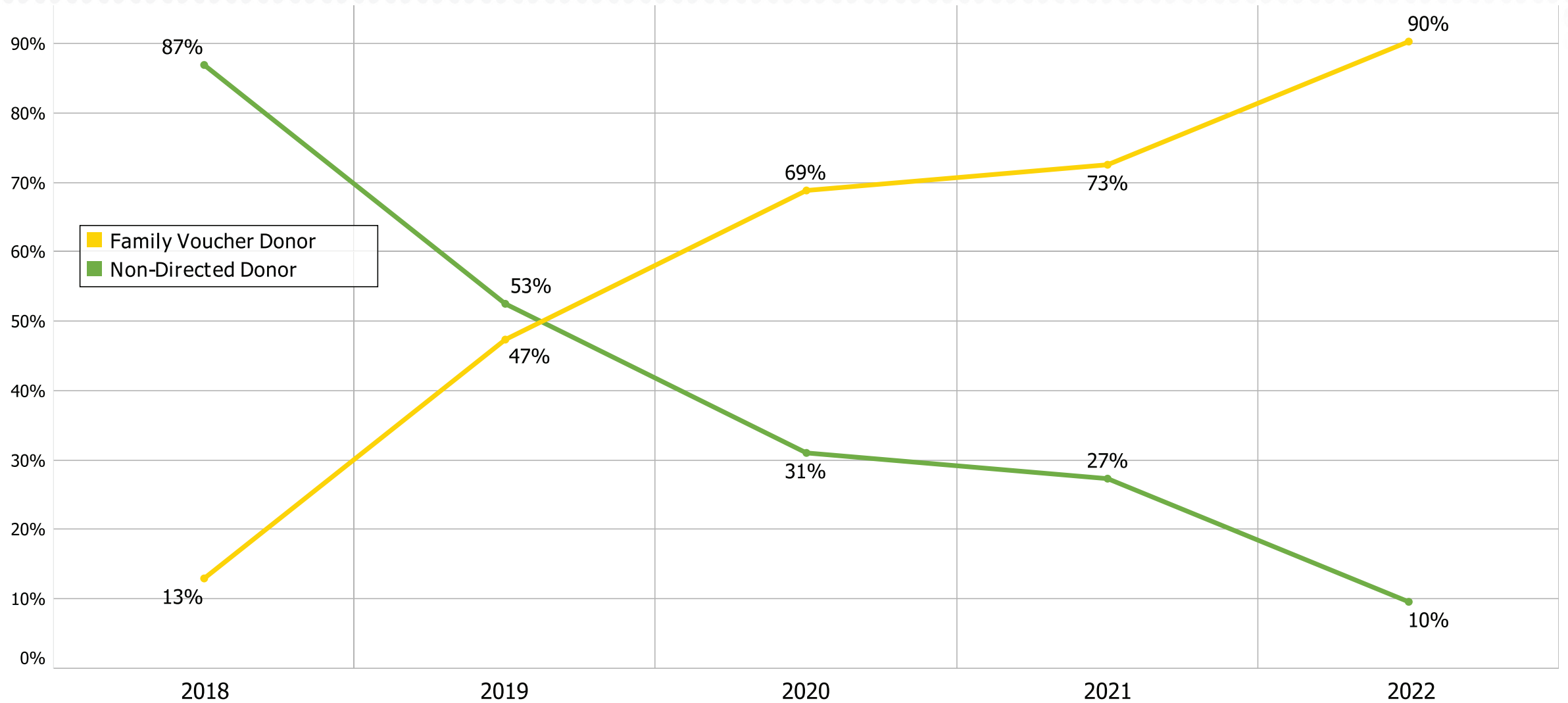
NKR Facilitated Kidney Donations by Donor Type



As of 7/20/2022



Transition to Family Voucher Donation

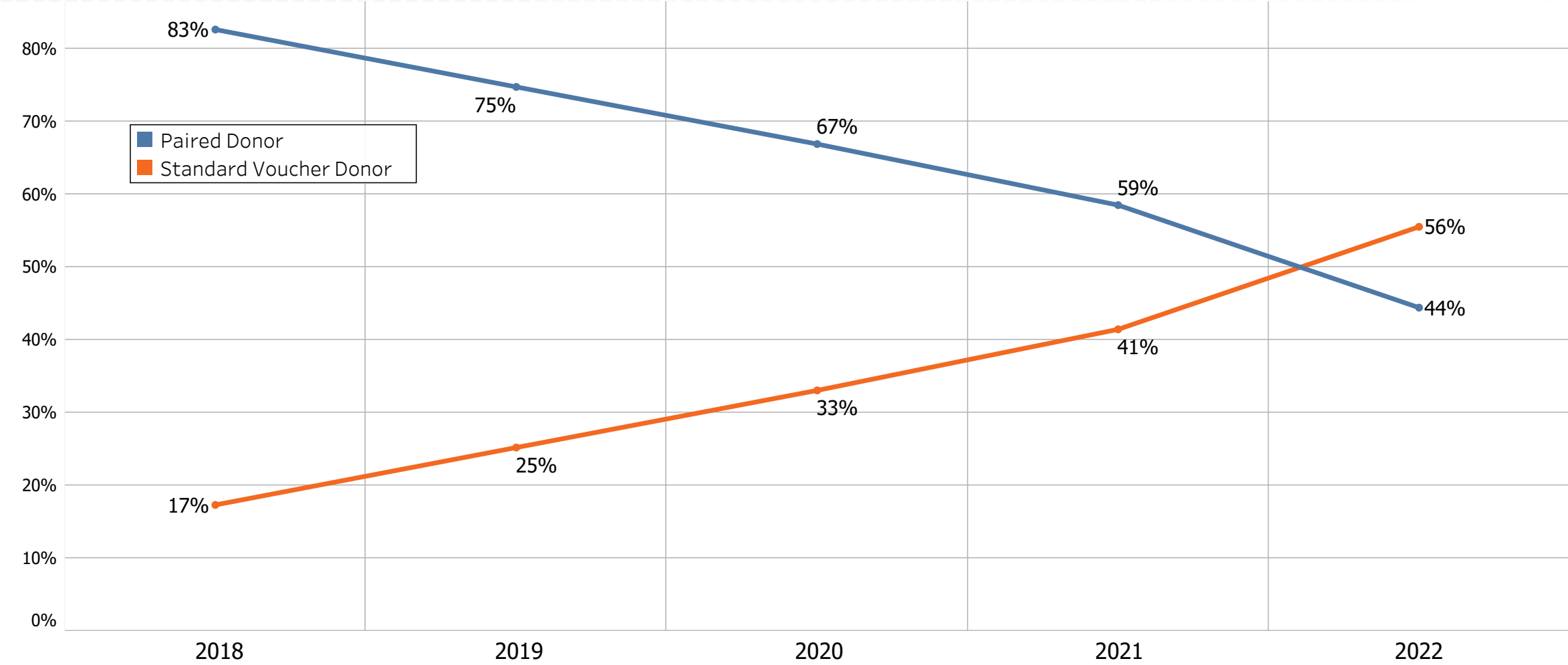


As of 7/6/2022



Uncoupling Trend

Transition from Paired to Standard Voucher Donation

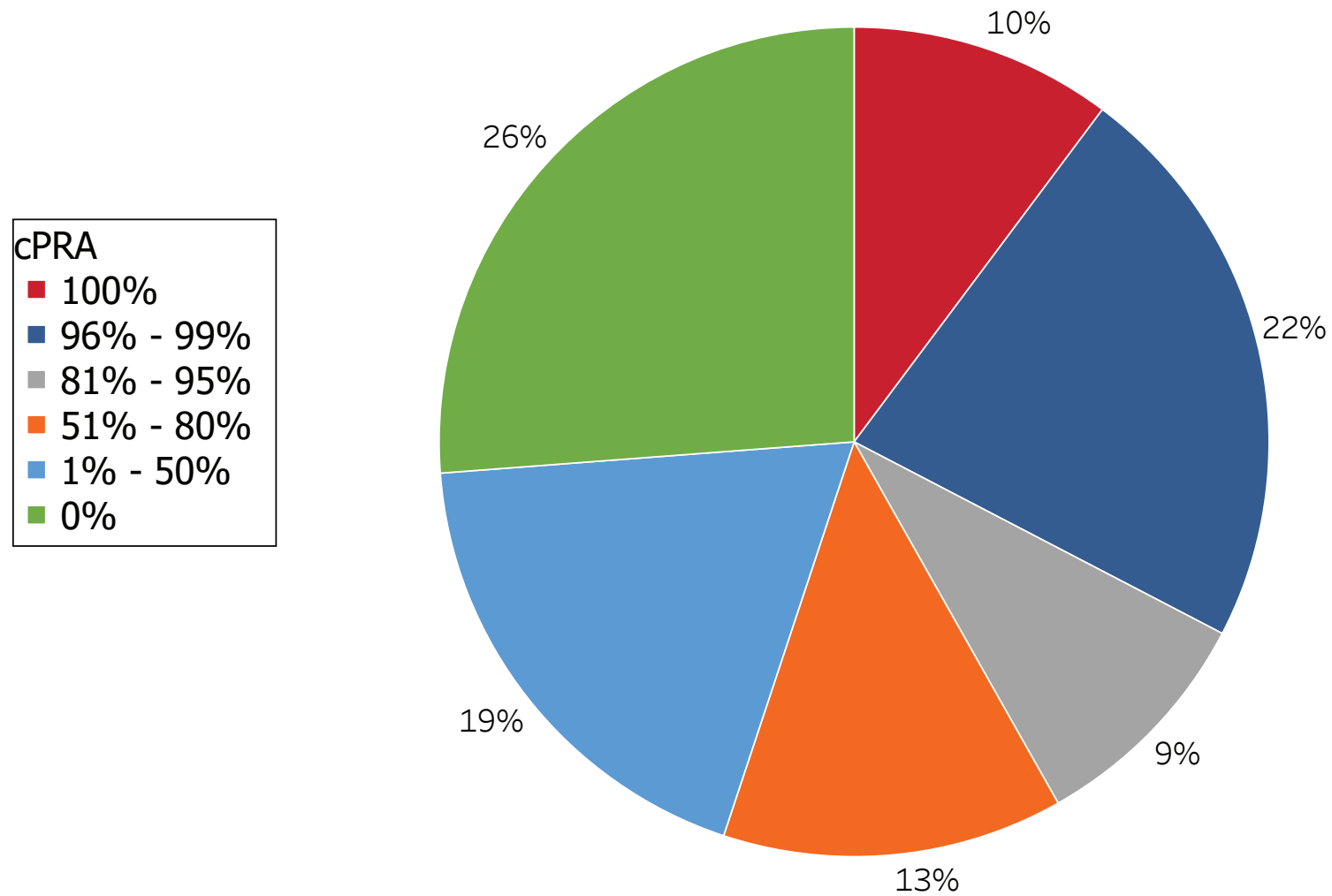


As of 7/6/2022



Pool Composition by cPRA

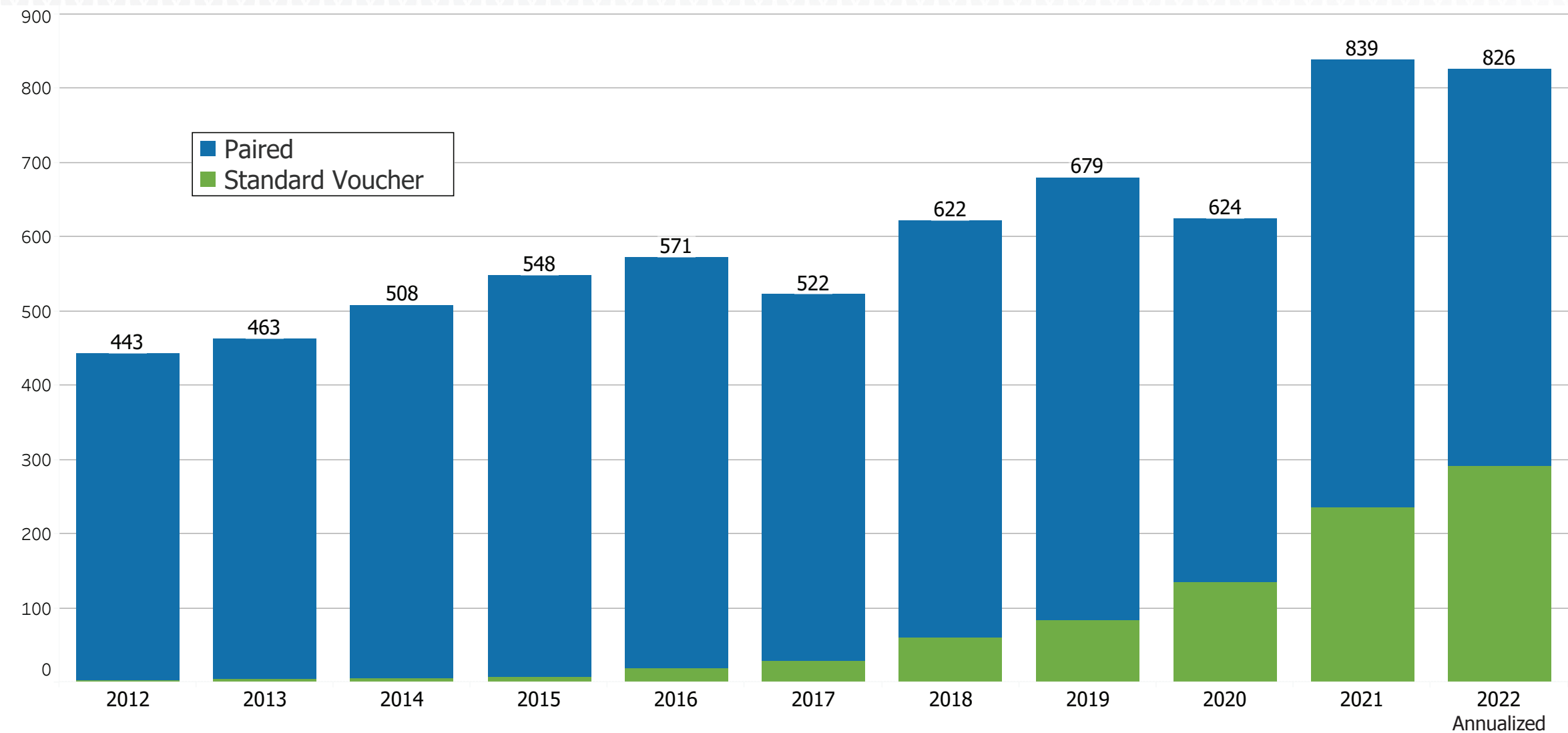
Unmatched Paired and Voucher Patients



As of 7/6/2022



New Exportable Patients

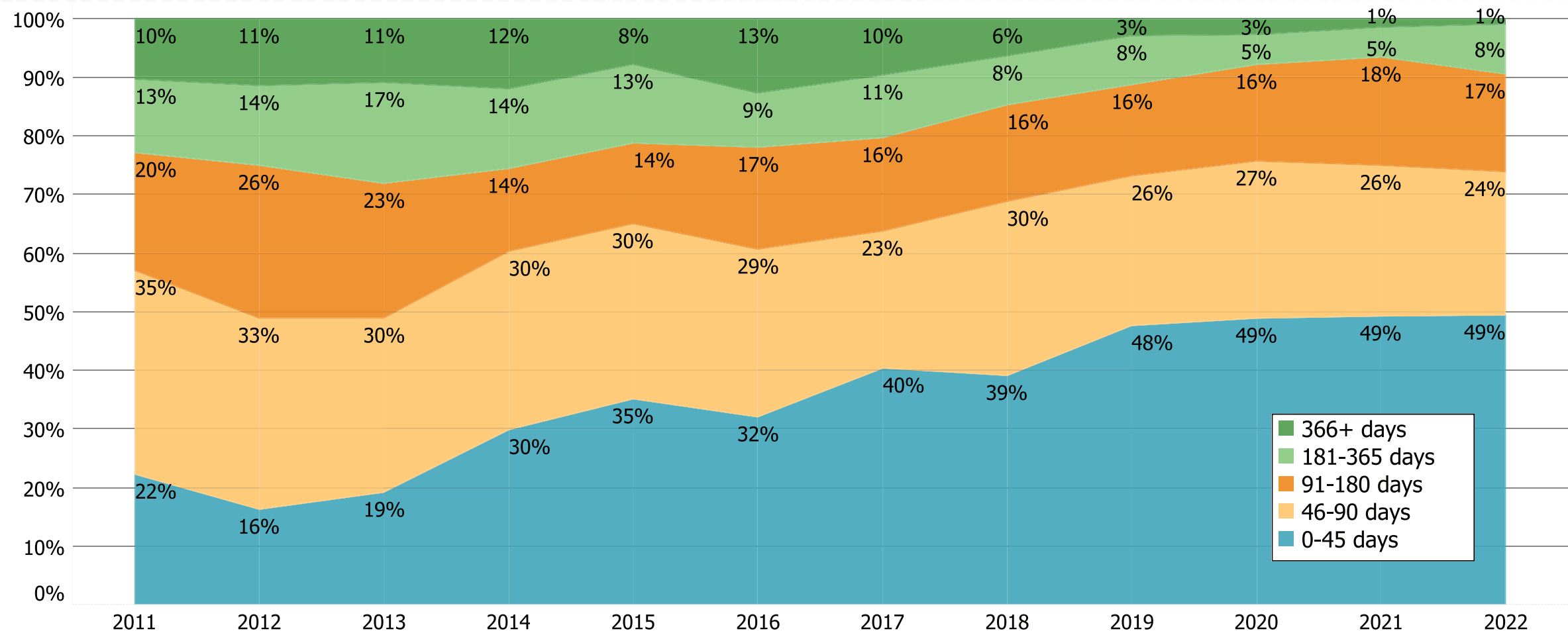


As of 7/6/2022



Wait Time Distribution

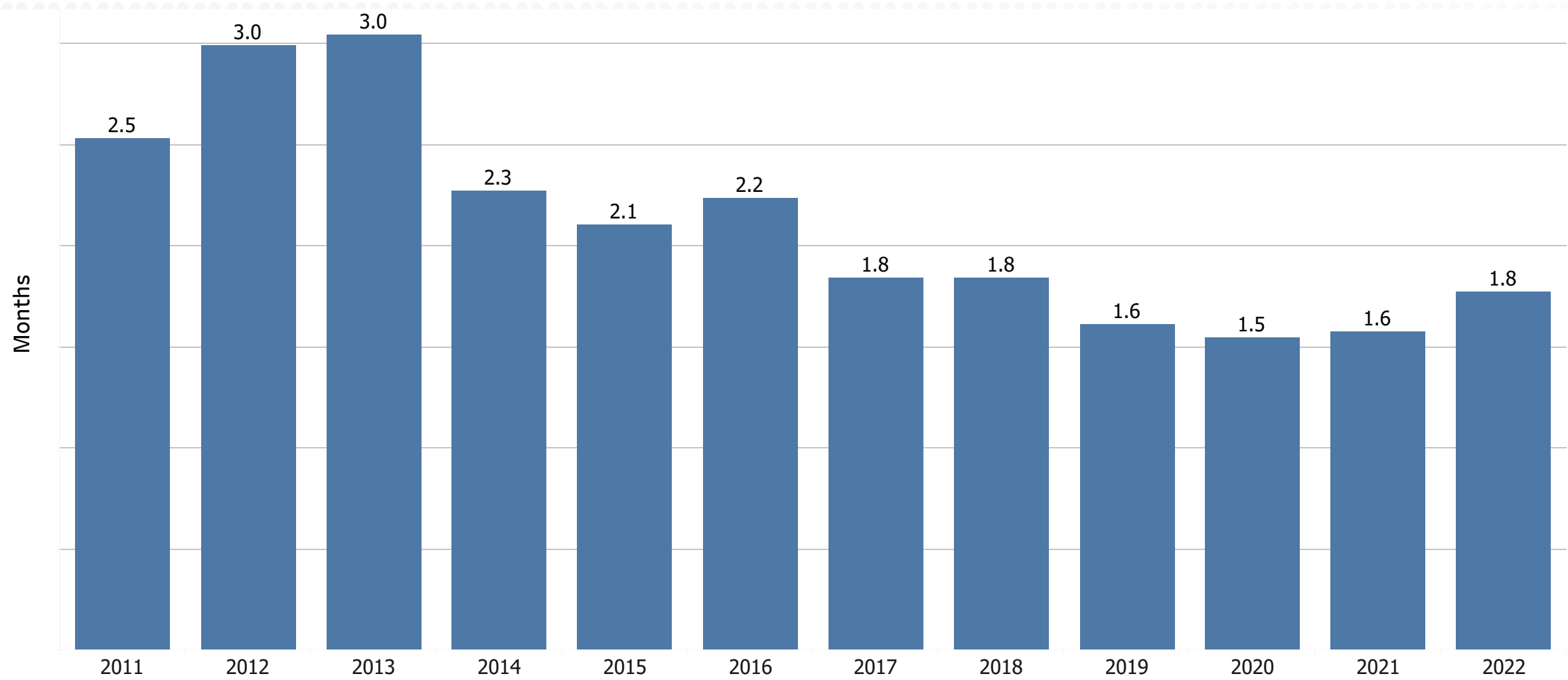
From Exportability to Transplant



As of 7/7/2022
Excludes all non-KPD and waitlist patient transplants.



Median Wait Time to Transplant

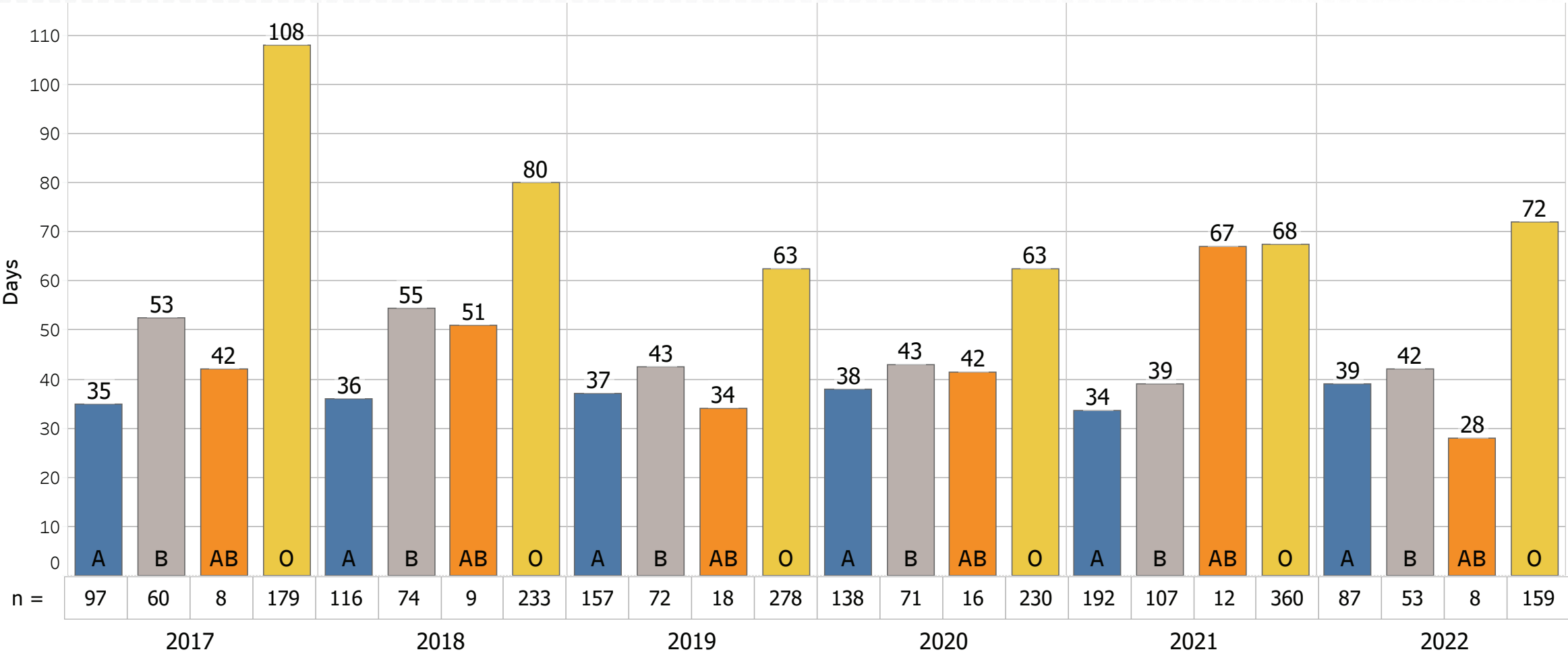


As of 7/6/2022
Excludes all non-KPD and waitlist patient transplants.



Median Wait Time by Blood Type

From Exportability to Transplant



As of 7/6/2022
Excludes all non-KPD and waitlist patient transplants.



Patients Waiting More Than 1 Year

Due to High cPRA

Paired Patients

#	Patient ID	Patient ABO	cPRA	Months Wait
1	5501	B	100.00	79
2	5607	O	100.00	50
3	9640	O	100.00	42
4	9374	B	100.00	37
5	10986	O	100.00	33
6	10311	O	100.00	33
7	11785	A	100.00	22
8	12565	O	100.00	20
9	12495	B	100.00	20
10	9245	O	100.00	20
11	12531	O	100.00	14
12	10569	A	100.00	12
13	8314	O	99.99	38
14	9702	O	99.99	19
15	13563	B	99.99	13
16	6459	O	99.97	63
17	12411	A	99.97	21
18	11903	O	99.95	21
19	12794	O	99.81	15

Voucher Patients

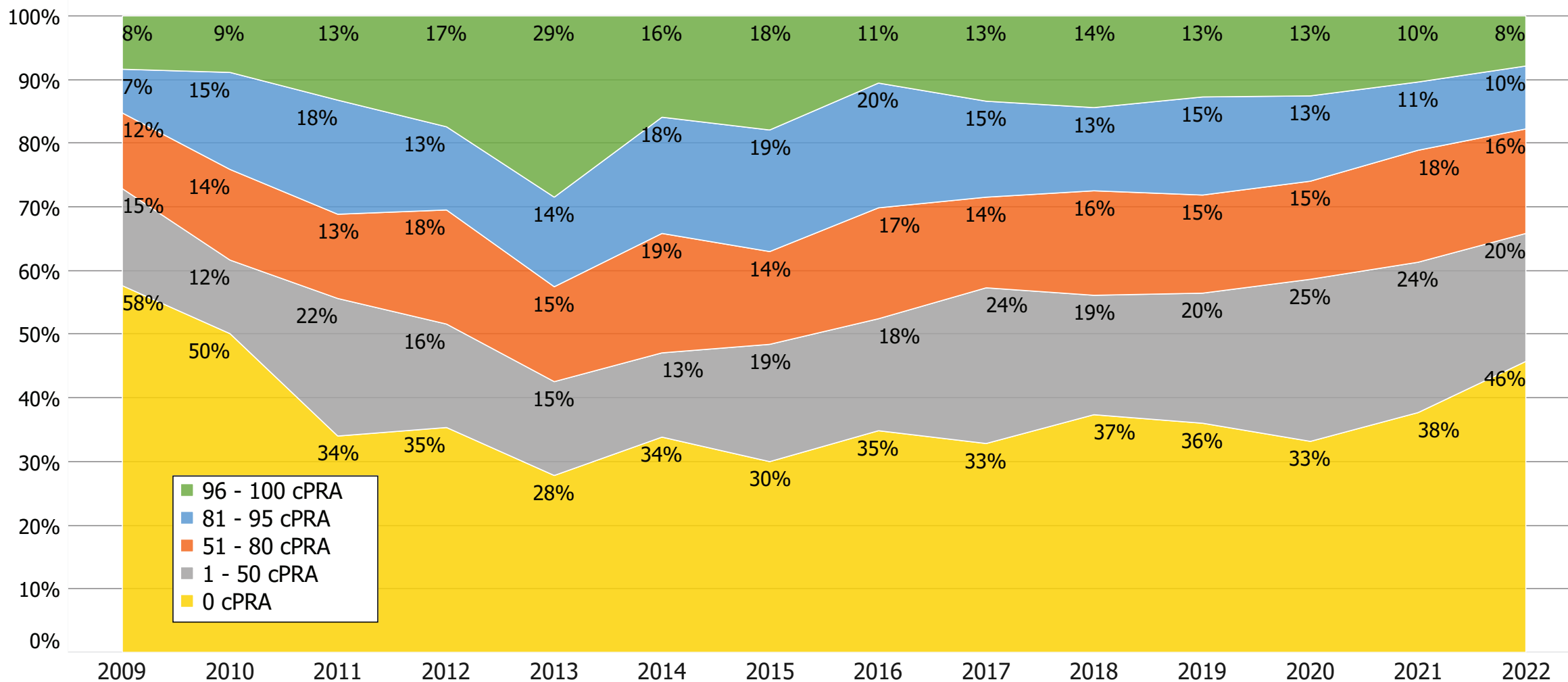
#	Patient ID	Patient ABO	cPRA	Months Wait
1	3281	AB	100.00	92
2	10448	O	100.00	34
3	11378	A	100.00	29
4	13055	O	100.00	18
5	12712	B	100.00	18
6	13023	A	100.00	14
7	10069	A	99.99	33
8	11047	A	99.99	29
9	12103	A	99.99	19
10	12432	O	99.97	19
11	10982	B	99.89	30

As of 7/6/2022

Includes all patients exportable in the NKR pool with a cPRA >99.00



Transplanted Recipients by cPRA

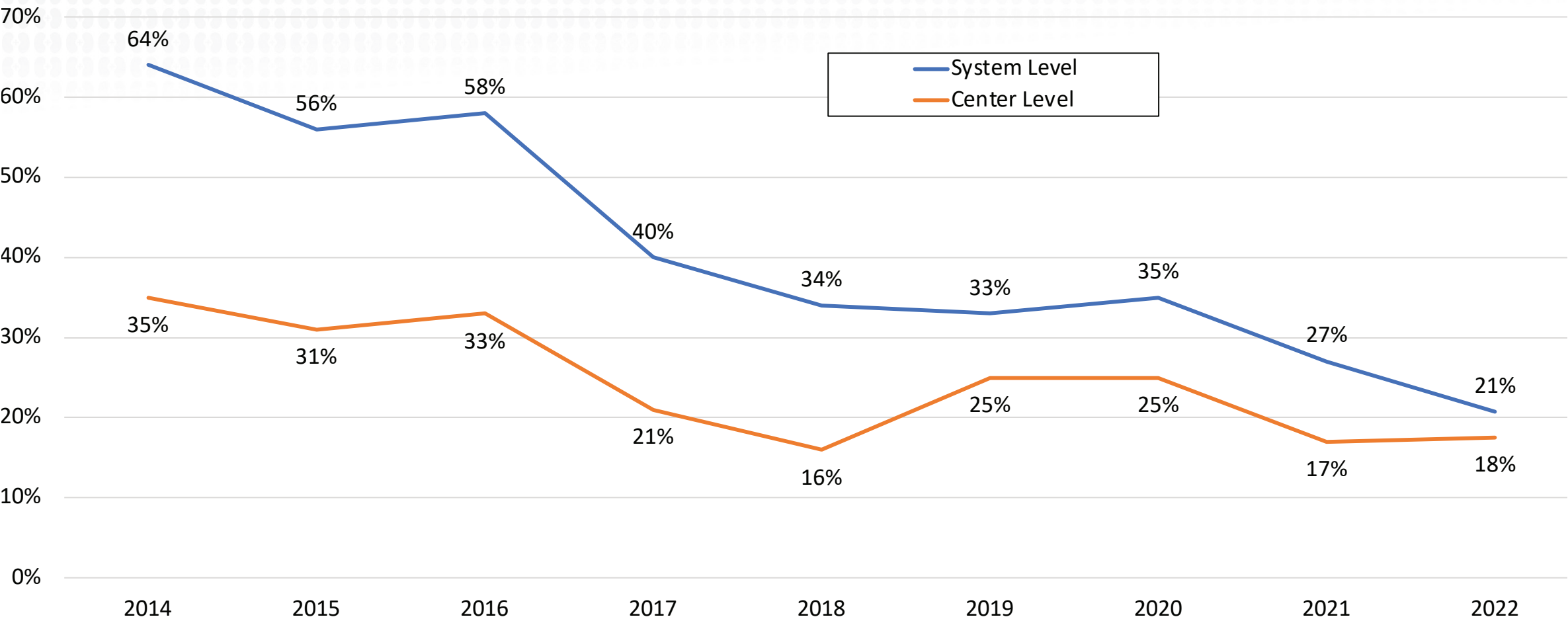


As of 7/6/2022

Excludes all non-KPD and waitlist patient transplants.



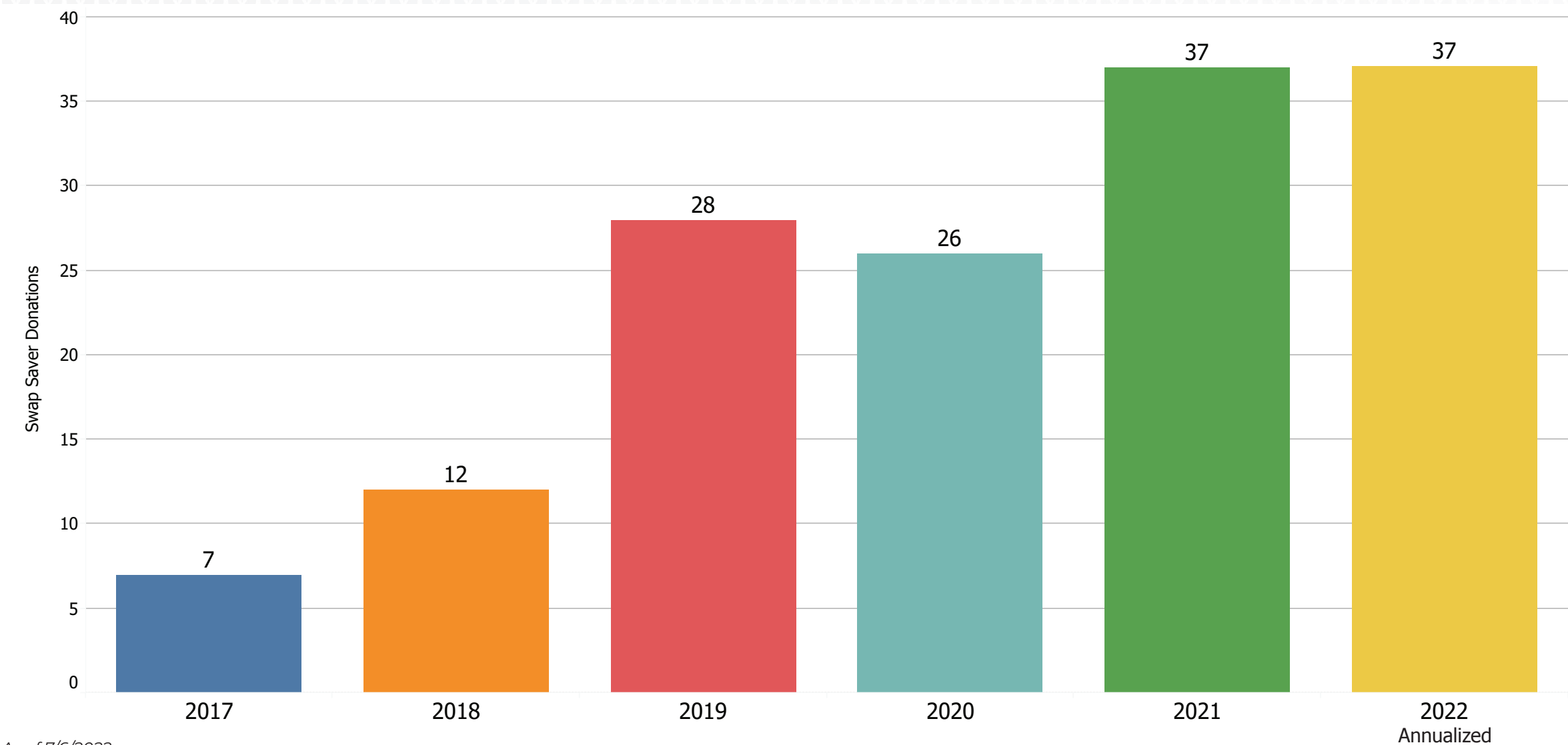
Swap Failure Rates



As of 7/7/2022
System level formula: $(1 - (\text{transplants} / \text{commenced XMs}))$ Center level formula: $(\text{swap failures} / \text{transplants})$



Swaps Saved by Swap Saver Voucher Donors



As of 7/6/2022



Resources

NATIONAL KIDNEY REGISTRY
About For DONORS For PATIENTS For CENTERS Media Center Login

Facilitating Well-Matched Living Kidney Donor Transplants, Protecting and Supporting Living Donors.

The National Kidney Registry is dedicated to increasing the number of kidney transplants from living donors, improving donor-recipient matches for longer-lasting transplants, and offering protection and support to living kidney donors to make the kidney donation process safer, easier and more convenient.

[I need a kidney transplant](#) [I am considering donating my kidney](#)

Better Matches, Better Outcomes, Longer-Lasting Transplants

Donor Survival at 5 Years

Program	5 Year Survival
NKR (n=2016)	92.1%
Non-NKR (n=100)	89.5%
Living Donor (n=100)	92.1%
Unrelated Living Donor (n=100)	92.1%

Click here for more details on NKR outcomes.

The NKR is finding better matches and achieving better transplant outcomes with the largest pool of living donors across 300 transplant centers in the United States.

Leading the World in Comprehensive Donor Support & Protections

Donors Supported and Protected

Year	Donors Supported and Protected
2017	133
2018	640
2019	1050
2020	1165
2021	1277

Click here for more details on Donor Shield.

Donors who donate as part of a National Kidney Registry swap, including the Voucher Program, are protected and supported by Donor Shield.

kidneyregistry.org

DONOR SHIELD

Protecting & Supporting Living Kidney and Liver Donors

Thank you for considering becoming a living donor! Donor Shield protections are available to qualifying living kidney donors and living liver donors to make the donation process easier and more convenient.

To learn more about donor support and protections, find participating transplant centers and find out if you qualify, click the corresponding donor type below.

[Donor Shield for Kidney Donors](#) [Donor Shield for Liver Donors](#)

donor-shield.org

KIDNEY TRANSPLANT CENTERS

Compare the performance and services of all kidney transplant centers in the U.S.

Donors Recipients Outcomes (Adult) Outcomes (Pediatric)

Find a center within: 100 miles, 500 miles, 1000 miles, 1500 miles, 2000 miles

Apply Filters

kidneytransplantcenters.org

DONOR CARE NETWORK

Making kidney donation safer, easier and more convenient.

[I am Considering Donating My Kidney](#)

How We Support & Protect Donors

Leaders of the Donor Care Network are living kidney donors. We have personally gone through the process of living donation and are therefore committed to ensuring convenient and safe donation experiences for all living kidney donors.

- Donor Shield: The Most Comprehensive Suite of Donor Protections
- Kidney Prioritization in Case a Donor Ever Needs a Kidney Transplant
- Transplant Centers Committed to Upholding the Highest Standards
- Donor Programs Created and Run by a Team of Living

Donors Supported and Protected

Year	Donors Supported and Protected
2017	133
2018	640
2019	1050
2020	1165
2021	1277

donorcarenetwork.org

KIDNEY FOR LIFE

Kidney for Life Initiative

Better matches, fewer graft failures, opportunity for reduced immunosuppressive medications

Why Kidney for Life? Better Donor-Recipient Matches

- Reduced Risk Of De Novo Antibodies
- Lower Risk Of Rejection
- Less Risk Of Graft Failure
- Opportunity For Safety Reducing Immunosuppression
- Fewer Side Effects From Immunosuppressive Medication

kidneyforlife.org

FIND A KIDNEY

Helping Patients Learn How to Find a Living Kidney Donor

If you are in need of a kidney transplant, the free, personalized microsites offered by the National Kidney Registry can help you find a living donor.

20% of patients with a microsite achieve a living donor transplant within 12 months.

[Learn more](#)

Get Help Finding a Living Kidney Donor

Living kidney donor transplants last longer than deceased donor transplants, yet of the 18,000 annual kidney transplants, only 6,000 are from living donors. Meanwhile, 100,000 people wait on the deceased donor waitlist every year. FindAKidney.org aims to end that imbalance by giving kidney patients the tools and information they need to find a living donor. From instructions and advice on how to search for a donor to personalized donor search websites.

findakidney.org

LIVING DONOR GAMES

ARE YOU UP FOR THE CHALLENGE OF THE DONOR GAMES?

In a general population survey, 80% of respondents felt that donating a kidney would negatively affect their health. The Donor Games refutes this widely held misconception by showcasing the impressive health and fitness of donors from around the country.

There are four different ways to compete. Click the images below for details on each event.

[THE OPEN](#) [THE CHAMPIONSHIP](#) [THE REGIONALS](#) [SPONSORED EVENTS](#)

livingdonorgames.org

