



NATIONAL KIDNEY REGISTRY®
FACILITATING LIVING DONOR TRANSPLANTS

Quarterly Report

Q3 Results 2021

Table of Contents

- [Average Chain Length](#)
- [Death Censored Graft Failure Comparisons](#)
- [Desensitization](#)
- [Donor Candidate Registrations Across All DASH Intake Platforms](#)
- [Donations Resulting from NKR Donor Referrals](#)
- [Good Samaritan Donor Candidate Registrations Across All DASH Intake Platforms](#)
- [Home Blood Draw Requests](#)
- [Kidney Donations by Donor Type](#)
- [Kidney for Life Centers](#)
- [Kidney for Life Patient Referrals](#)
- [Living Donors Supported and Protected](#)
- [Median Wait Time by Blood Type From Exportability to Transplant](#)
- [Median Wait Time to Transplant](#)
- [Message from the Founder & CEO](#)
- [Microsite Centers](#)
- [Microsite Donor Registrations](#)
- [Microsite Growth](#)
- [NKR Qualified Donor Referrals Referred to NKR Member Centers](#)
- [NKR Transplant Growth](#)
- [New Exportable Patients](#)
- [Partner Center Chain End Targets](#)
- [Patient Support Activities](#)
- [Patients Waiting More Than 1 Year Due to High cPRA](#)
- [Patients with High Resolution Typing 8/31/2020 – 9/30/2021](#)
- [Percent of Donor Candidates Who Want to Speak to a Mentor, Donors Who Accepted to Speak to a Mentor / Donors Offered to Speak to a Mentor](#)
- [Pool Composition by cPRA Unmatched Paired and Voucher Patients](#)
- [Pool Size Unmatched Patients](#)
- [Remote Donations by Donor Type](#)
- [Resources](#)
- [Successful Kidney for Life Transplants Compatible Pairs 8/31/2020 – 9/30/2021](#)
- [Successful Kidney for Life Transplants Compatible and Incompatible Pairs](#)
- [Successful Kidney for Life Transplants Compatible and Incompatible Pairs 8/31/2020 – 9/30/2021](#)
- [Swap Failure Rates](#)
- [Swaps Saved by Swap Saver Voucher Donors](#)
- [Top Center Liquidity Contributors \(CLC\) CLC Driven Match Offers 10/1/2020 – 9/30/2021](#)
- [Top Centers NKR Transplants 10/1/2020 – 09/30/2021](#)
- [Transition to Family Voucher Donation](#)
- [Transplanted Recipients by cPRA](#)
- [Uncoupling Trend Transition from Paired to Standard Voucher Donation](#)
- [Wait Time Distribution From Exportability to Transplant](#)

Message from the Founder & CEO



The third quarter of 2021 saw a significant increase in qualified NKR donor referrals (labs completed) to Member Centers, driving an increase in expected donor referrals in 2021 to over 1,500. With the implementation of donor intake best practices, most centers should be able to achieve a 20% conversion rate on these NKR referrals, indicating the 1,500 donor referrals should result in approximately 300 living donor transplants.

Referral growth was not limited to donors, as the Kidney for Life initiative saw the number of patients requesting a referral to a Kidney for Life participating center nearly double in September. We expect this trend to continue as more patients learn of the advantages of a low eplet mismatch transplant and more centers adopt this state-of-the-art matching technology.

A milestone of 1,000 active patient microsites was passed in the third quarter, with microsite donor registrations roughly doubling during the quarter. This massive growth in activity is partially driven by our partnership with the American Kidney Search Network, an organization of donor search expert coaches who have facilitated over 75 living donor transplants. Because of our partnership with AKSN, we now have 8 microsite coaches and over 50% of our microsite patients now have a coach. We are projecting that all microsite patients will have coaches in the next 3 to 6 months with a goal of facilitating 200+ living donor transplants next year for patients with microsites.

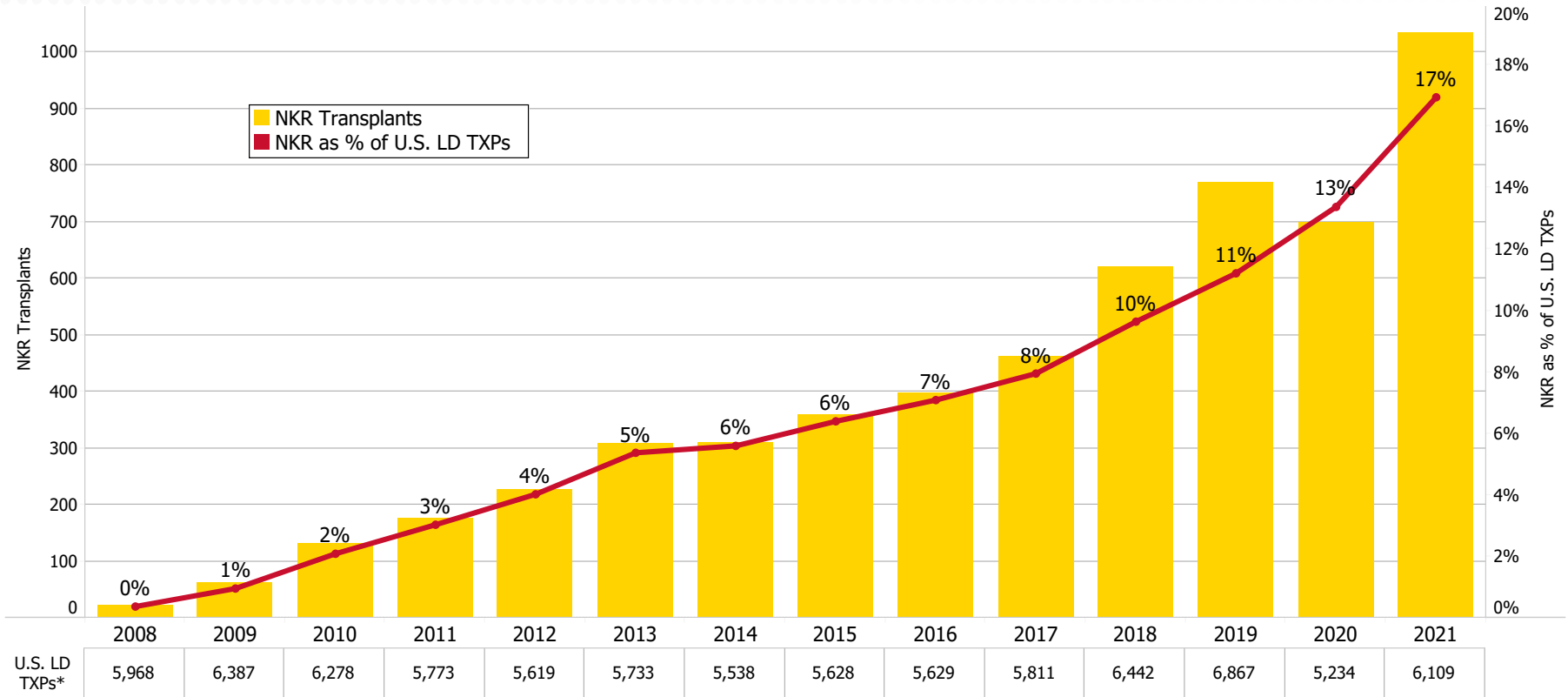
Sincerely,

A handwritten signature in blue ink, appearing to read 'G Hil', with a stylized flourish extending from the end.

Garet Hil

Founder & CEO
National Kidney Registry
Living Kidney Donor

NKR Transplant Growth



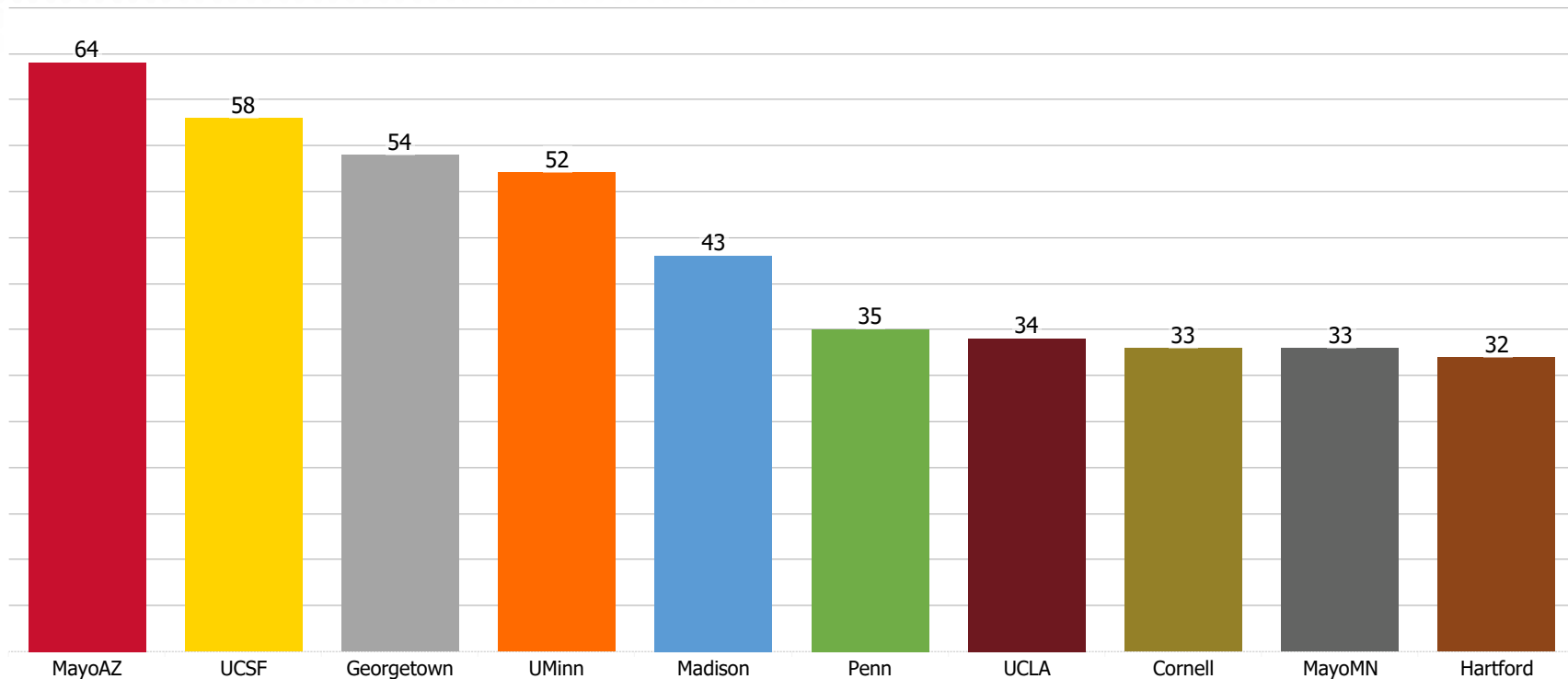
*<https://optn.transplant.hrsa.gov/data/> U.S. Living Donor (LD) Transplants Performed: 01/01/2008 - 08/31/2021, Based on OPTN data as of 10/04/2021; NKR Database accessed 10/05/21

National Kidney Registry includes Kidney Paired Donations, Remote Direct Donations, and Kidney For Life Internal Direct Donations

Annualized

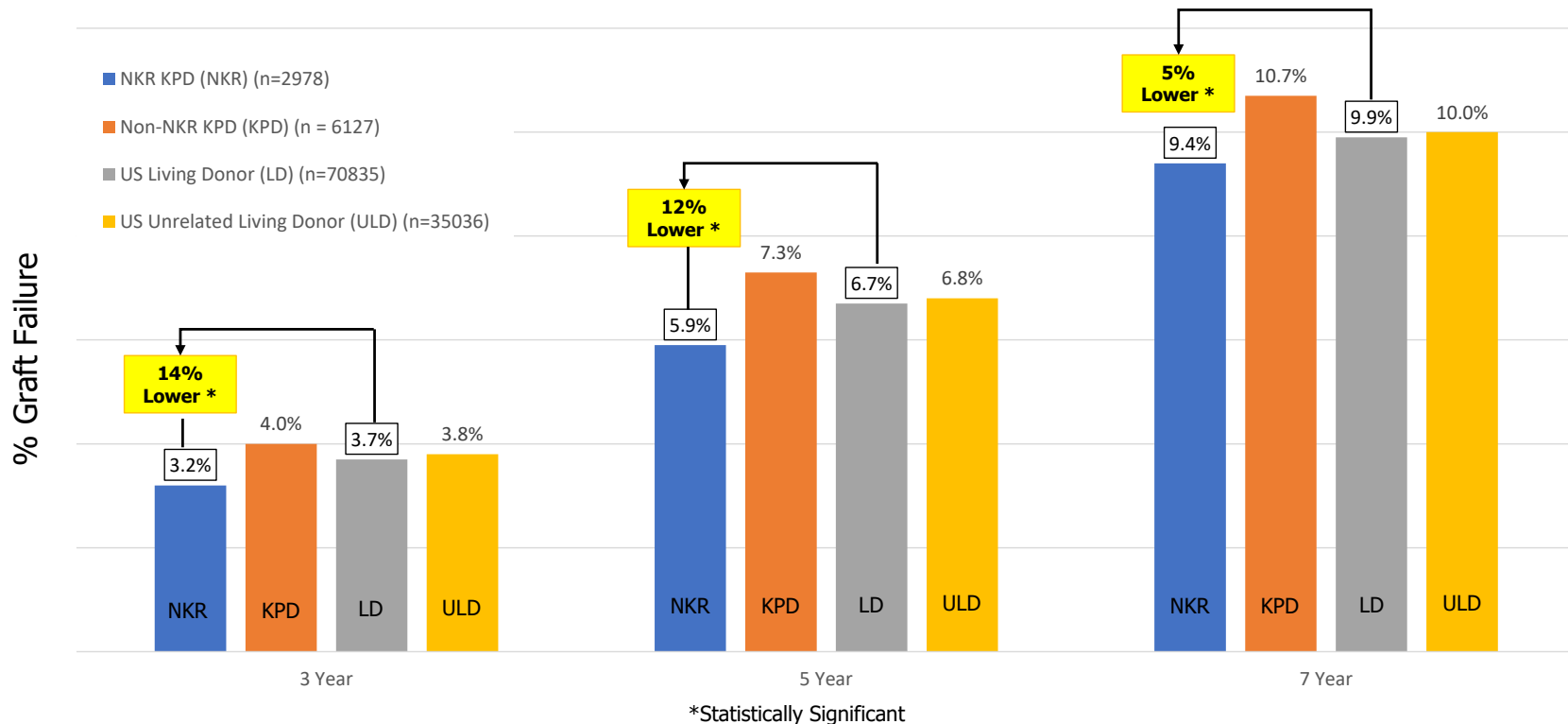
Top Centers

NKR Transplants 10/1/2020 – 9/30/2021



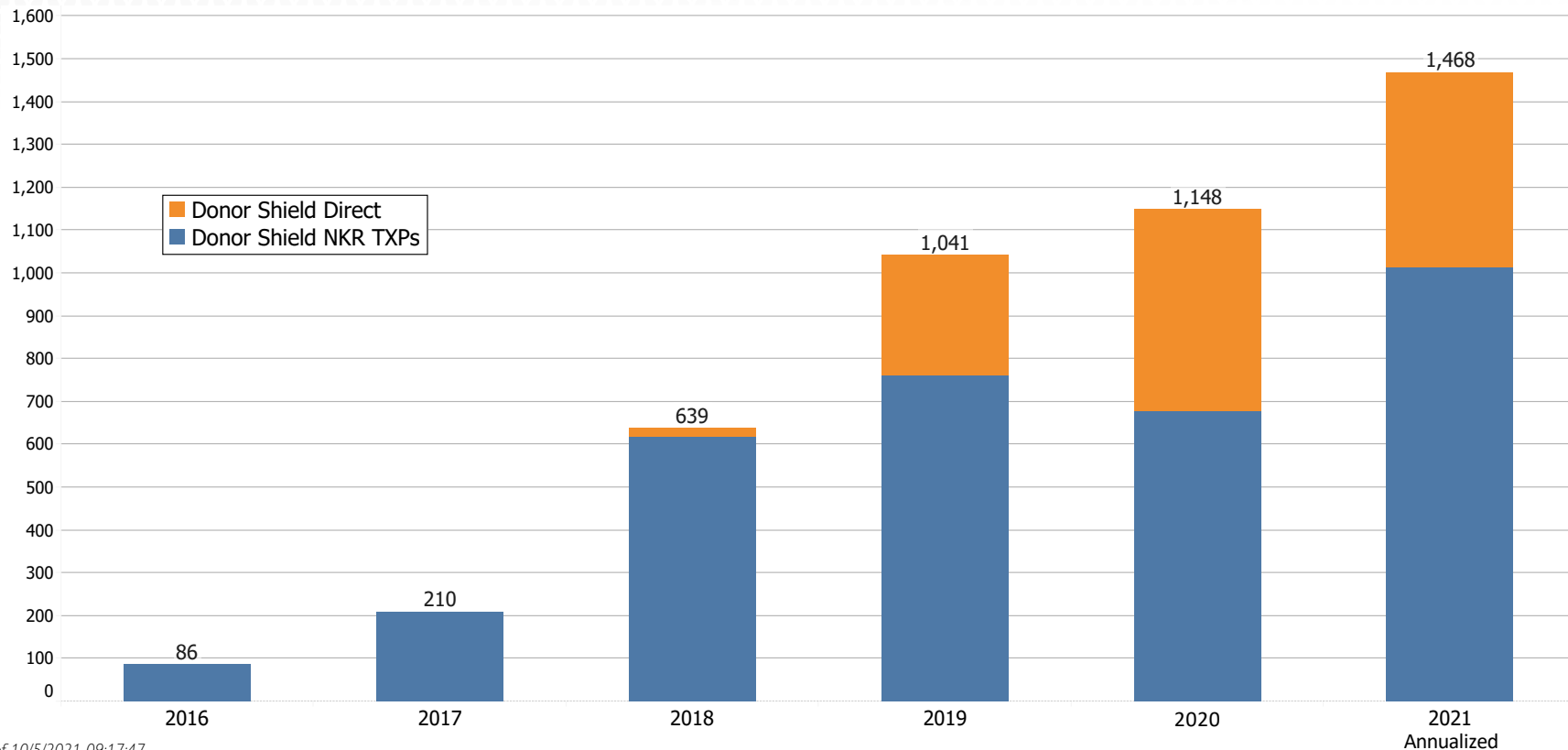
As of 10/5/2021 09:23:39

Death Censored Graft Failure Comparisons



Provided courtesy of Johns Hopkins University School of Medicine, Department of Surgery *Not including CHIP patients; Kaplan-Meier GS rates for transplants performed: 02/2008-12/2020 with follow-up through 3/31/2021
<https://www.srtr.org/> SRTR data as of June 2021

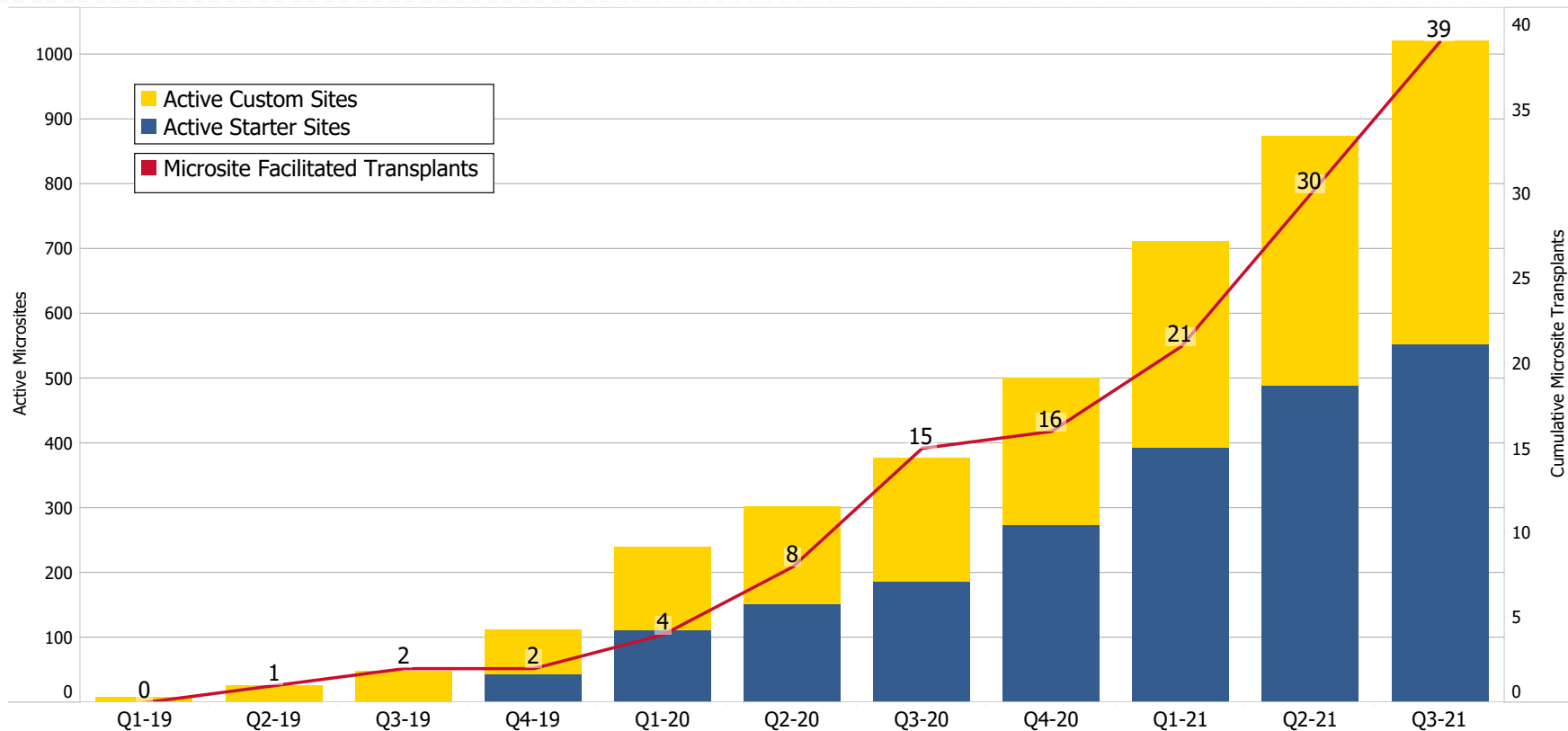
Living Donors Supported and Protected



As of 10/5/2021 09:17:47

donor-shield.org

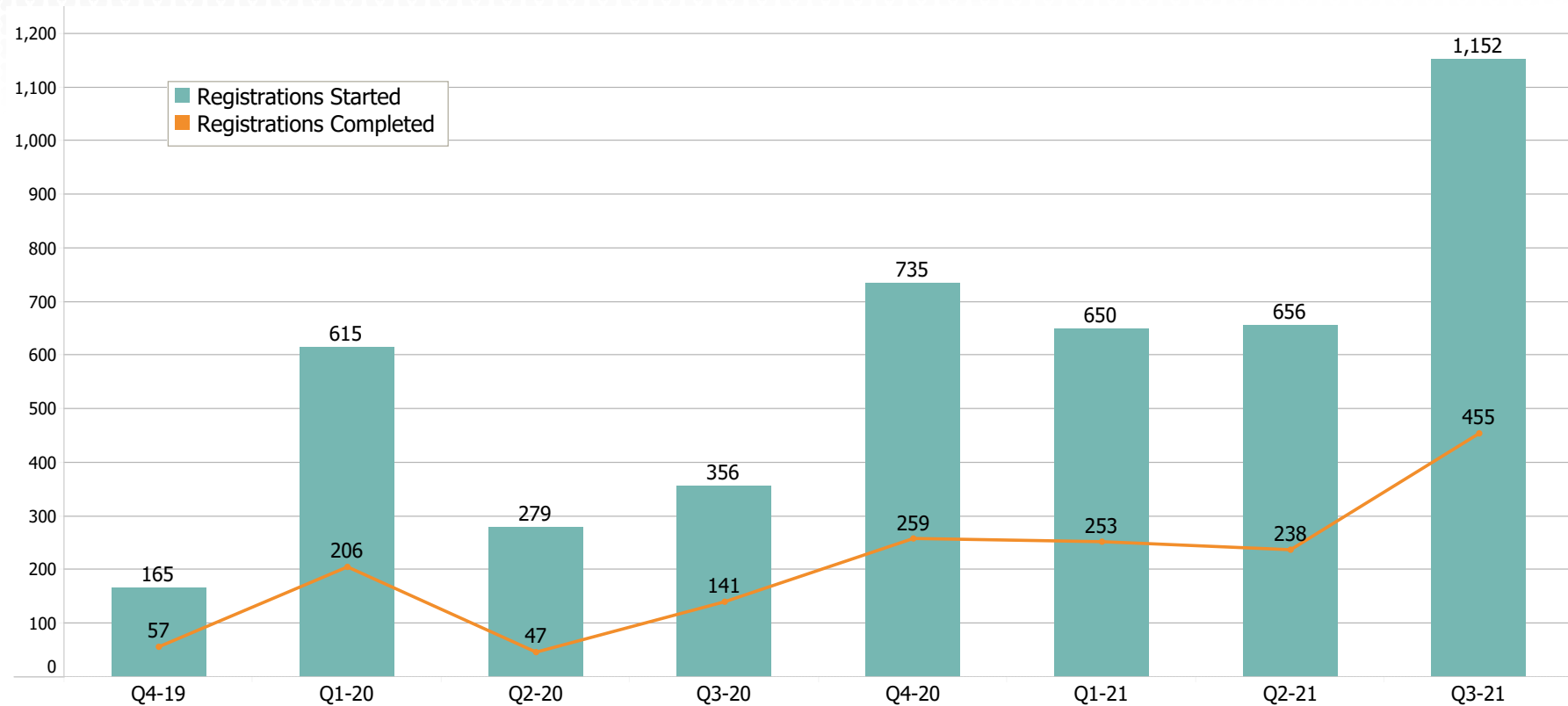
Microsite Growth



As of 10/1/2021 12:42:26

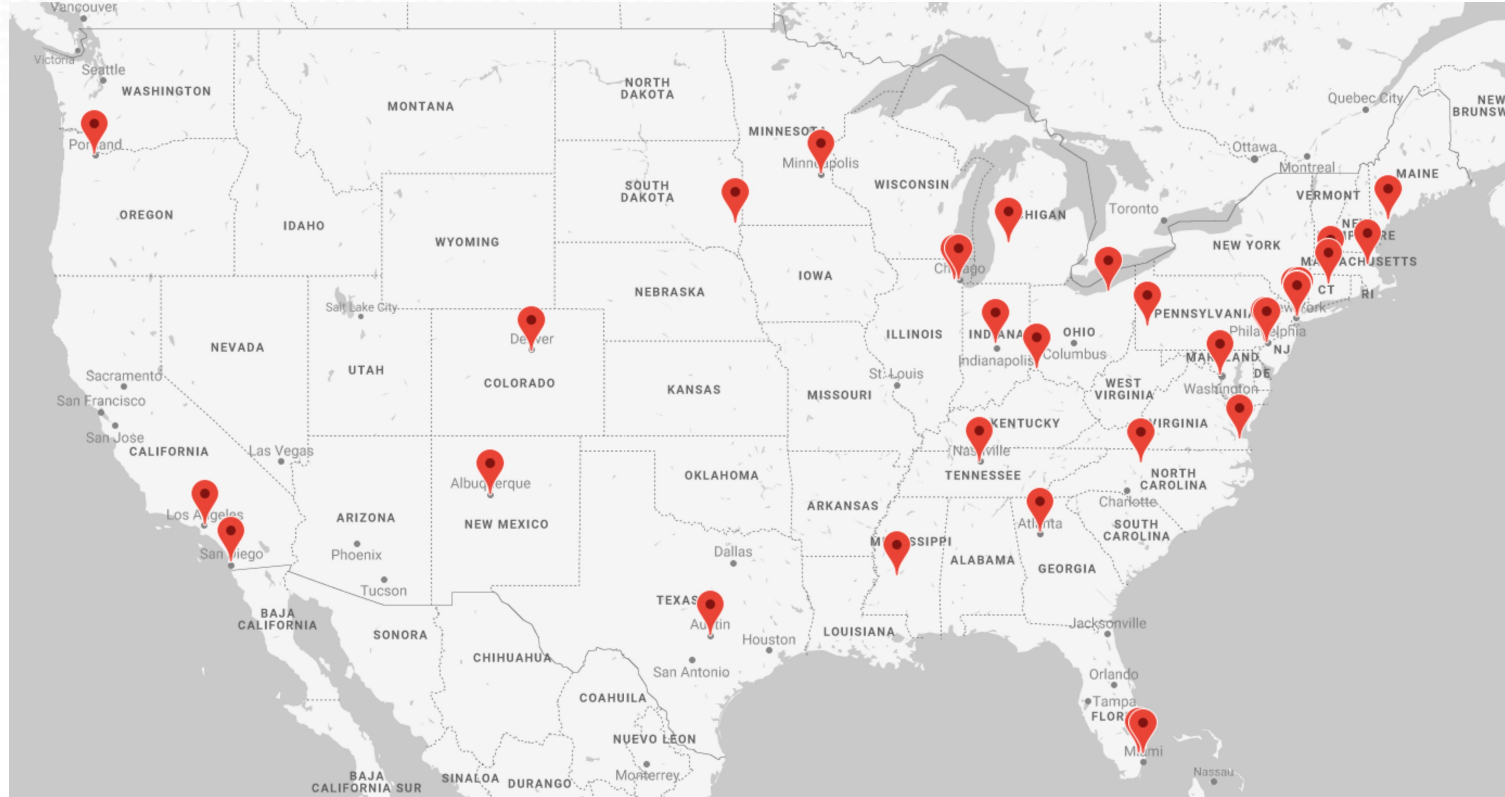
[Microsite Brochure](#)

Microsite Donor Registrations



As of 10/6/2021 08:32:15

Microsite Centers

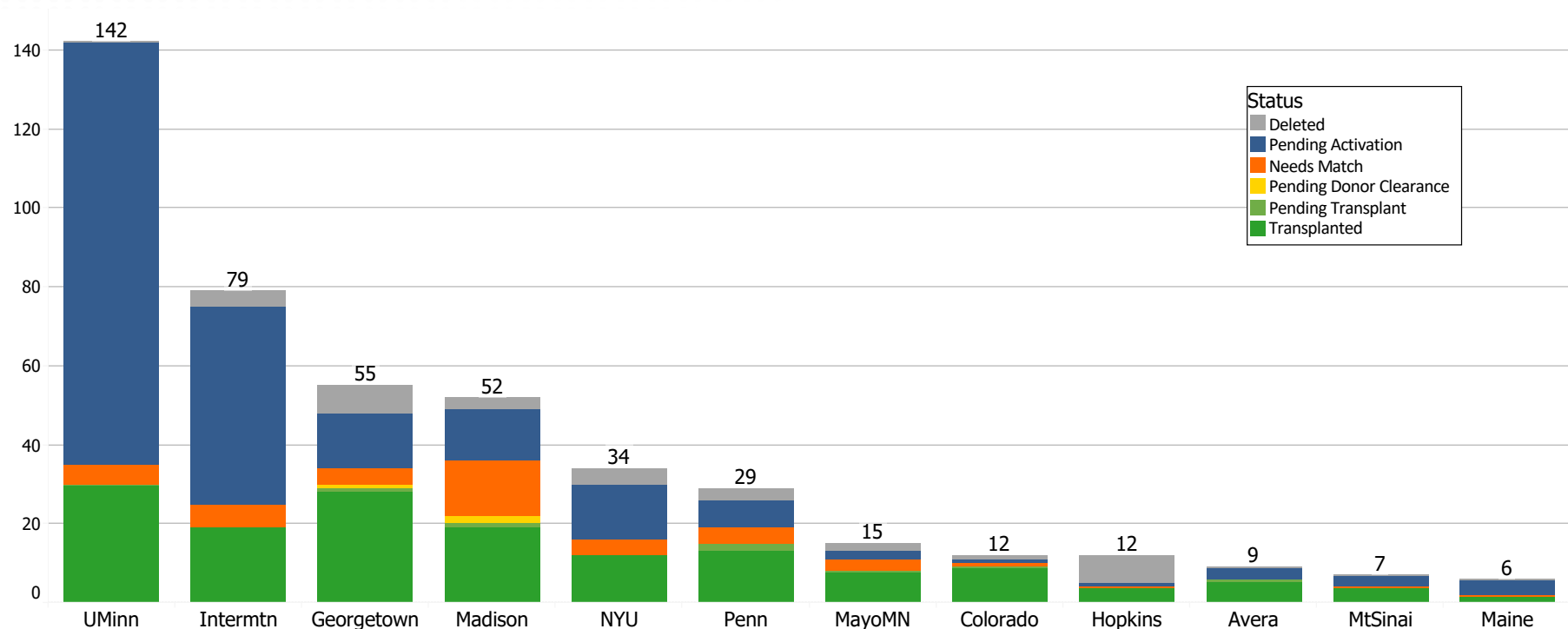


As of 10/18/2021

To see the latest Microsite participating centers [click here](#)

Patients with High Resolution Typing

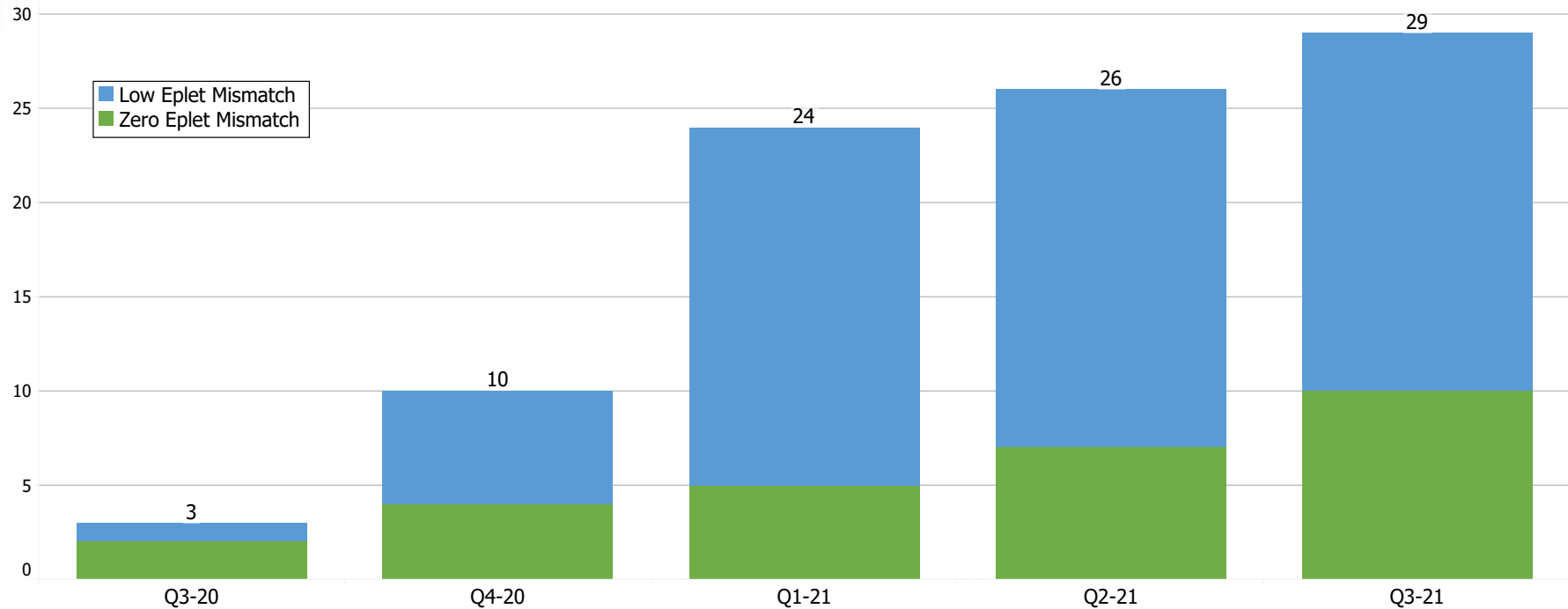
8/31/2020 – 9/30/2021



As of 10/4/2021 14:09:40

Successful Kidney for Life Transplants

Compatible and Incompatible Pairs



As of 1/6/2022 18:22:40

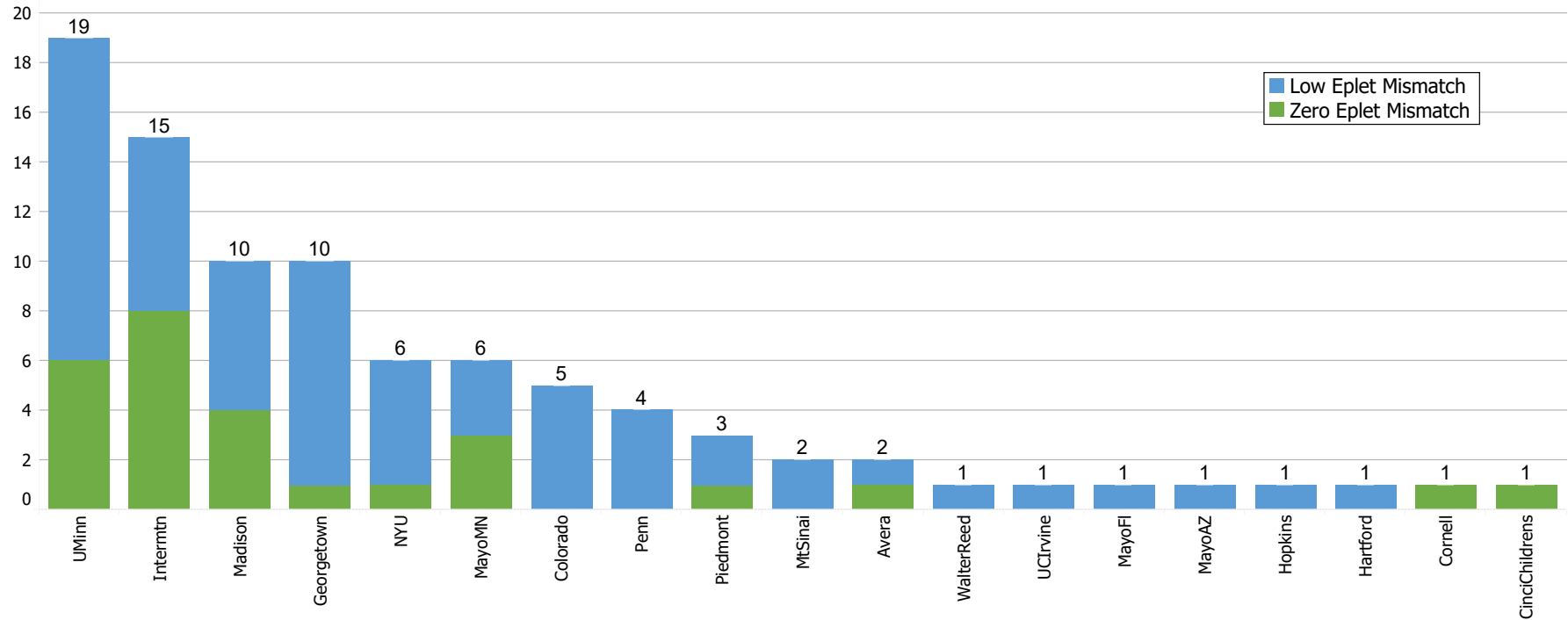
Includes Voucher, Paired, and KFL Internal Direct Recipients.

Eplet mismatch categories are based on the definition provided by Wiebe C, Kosmoliaptis V, Pochinco D, et al. HLA-DR/DQ molecular mismatch: A prognostic biomarker for primary alloimmunity. Am J Transplant. 2019;19:1708–1719.

<https://doi.org/10.1111/ajt.15177>

Successful Kidney for Life Transplants

Compatible and Incompatible Pairs 8/31/2020 – 9/30/2021



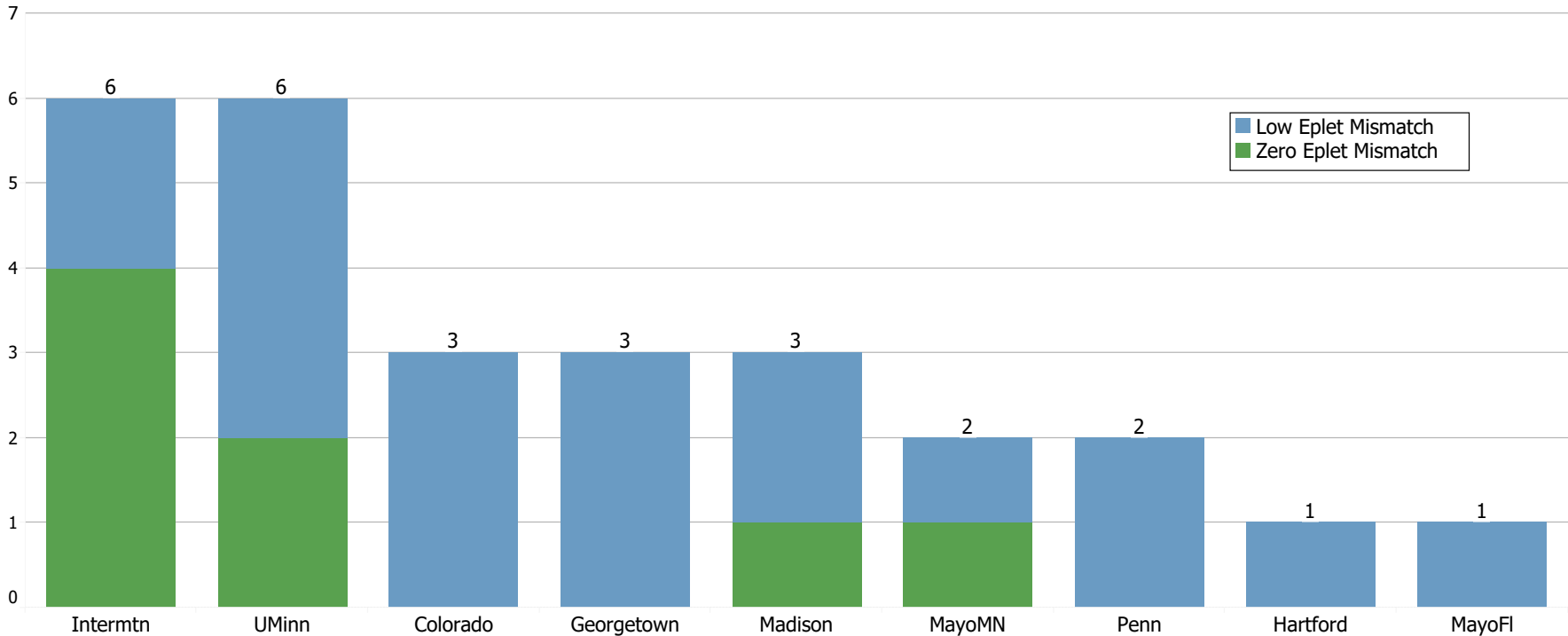
As of 10/8/2021 09:11:49

Eplet mismatch categories are based on the definition provided by Wiebe C, Kosmoliaptsis V, Pochinco D, et al. HLA-DR/DQ molecular mismatch: A prognostic biomarker for primary alloimmunity. *Am J Transplant.* 2019;19:1708–1719.

<https://doi.org/10.1111/ajt.15177>

Successful Kidney for Life Transplants

Compatible Pairs 8/31/2020 – 9/30/2021

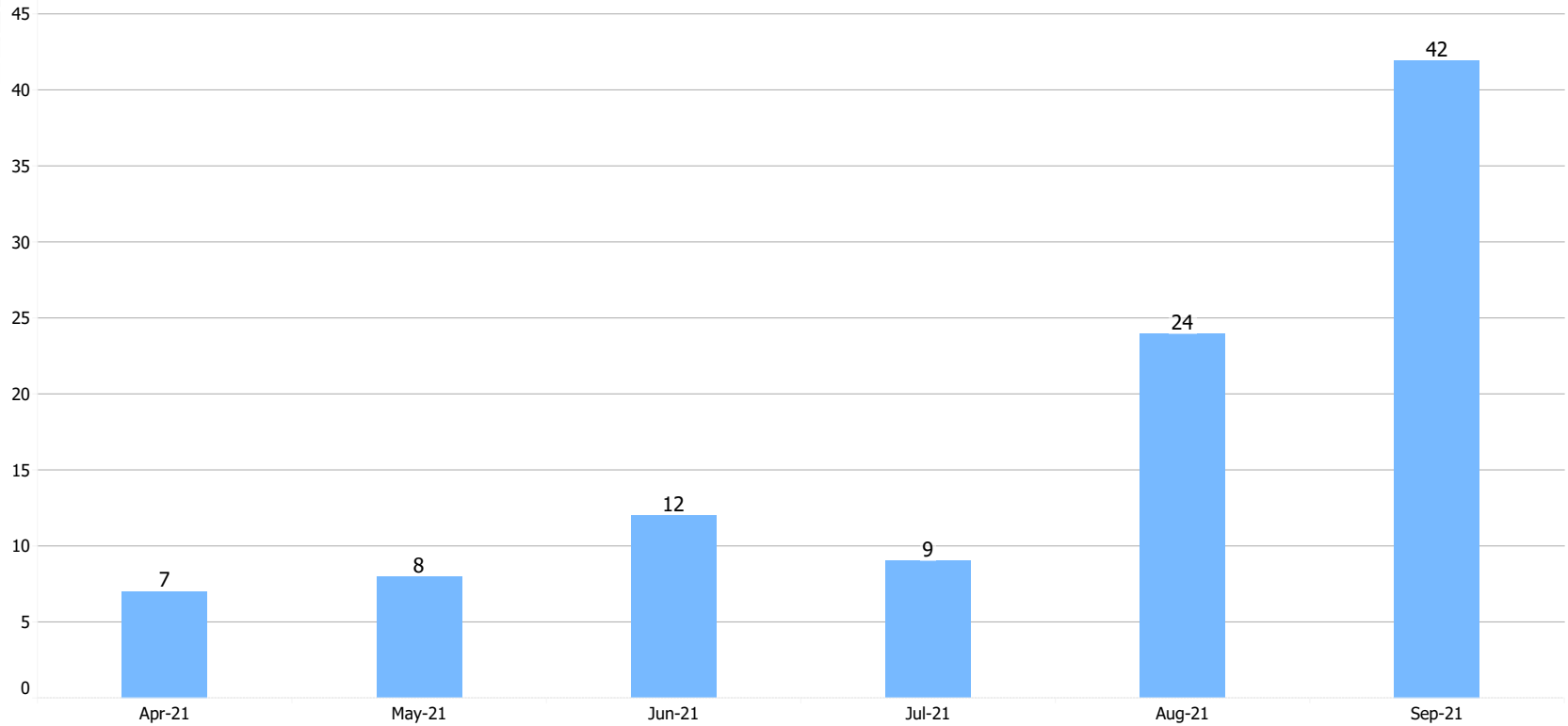


As of 10/8/2021 09:11:49

Eplet mismatch categories are based on the definition provided by Wiebe C, Kosmoliaptsis V, Pochinco D, et al. HLA-DR/DQ molecular mismatch: A prognostic biomarker for primary alloimmunity. Am J Transplant. 2019;19:1708–1719.

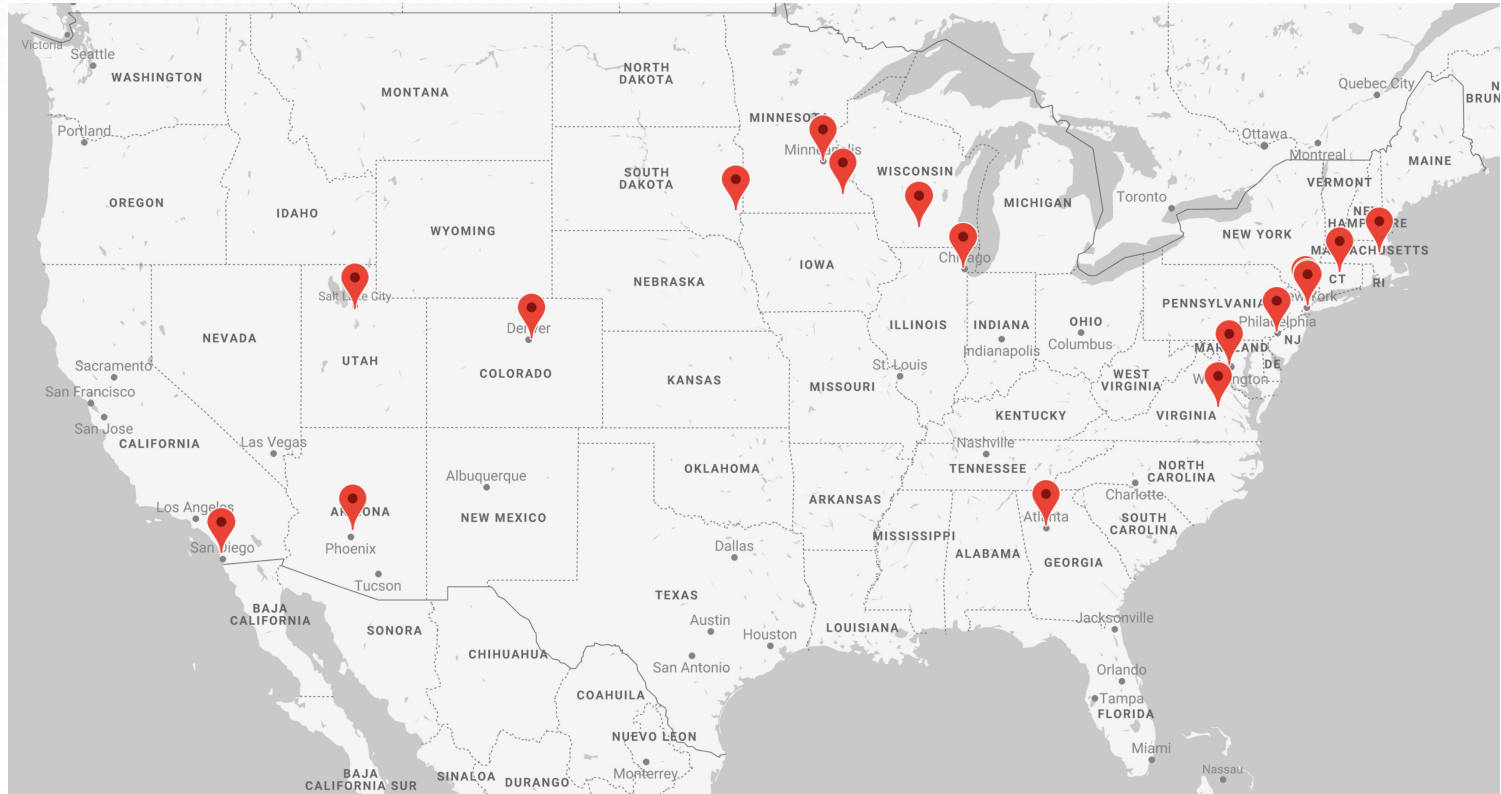
<https://doi.org/10.1111/ajt.15177>

Kidney for Life Patient Referrals



As of 10/4/2021 14:09:40

Kidney for Life Centers

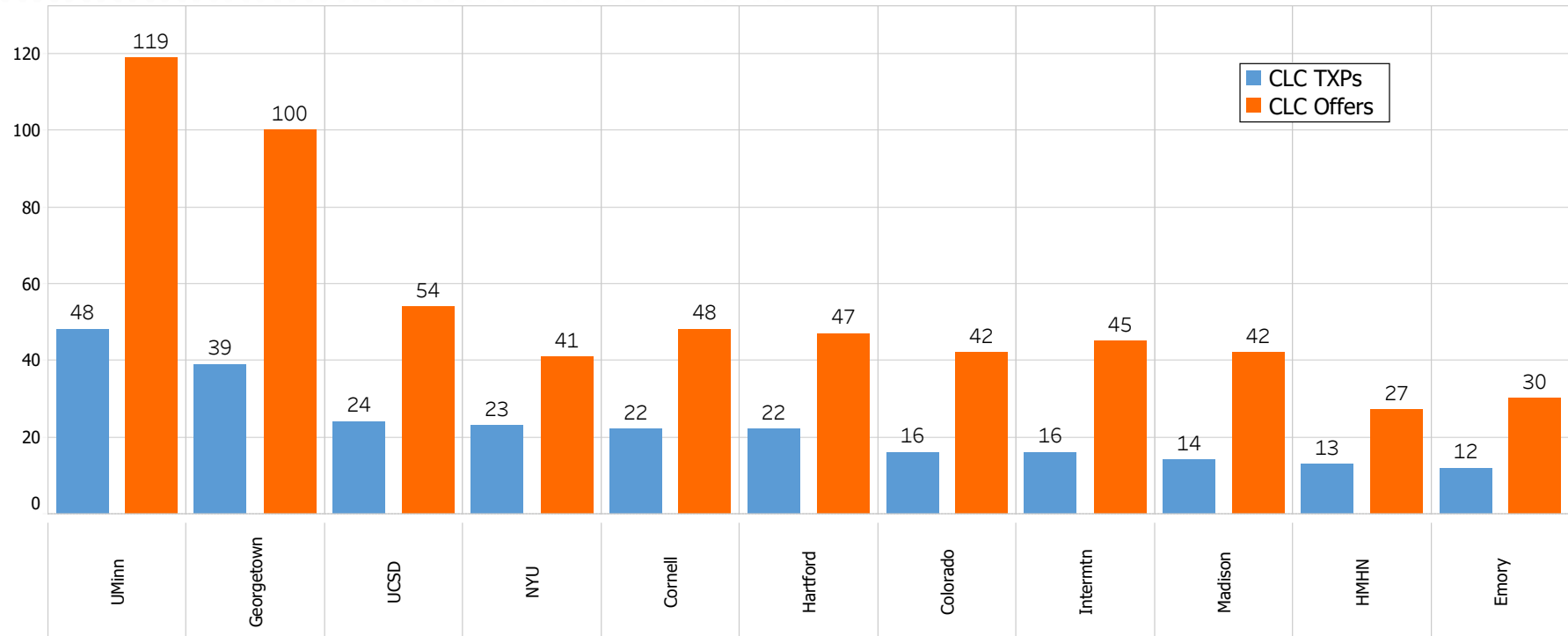


As of 10/14/2021

To see the latest Kidney for Life participating centers [click here](#).

Top Center Liquidity Contributors (CLC)

CLC Driven Match Offers 10/1/2020 – 9/30/2021



As of 10/5/2021 10:18:12

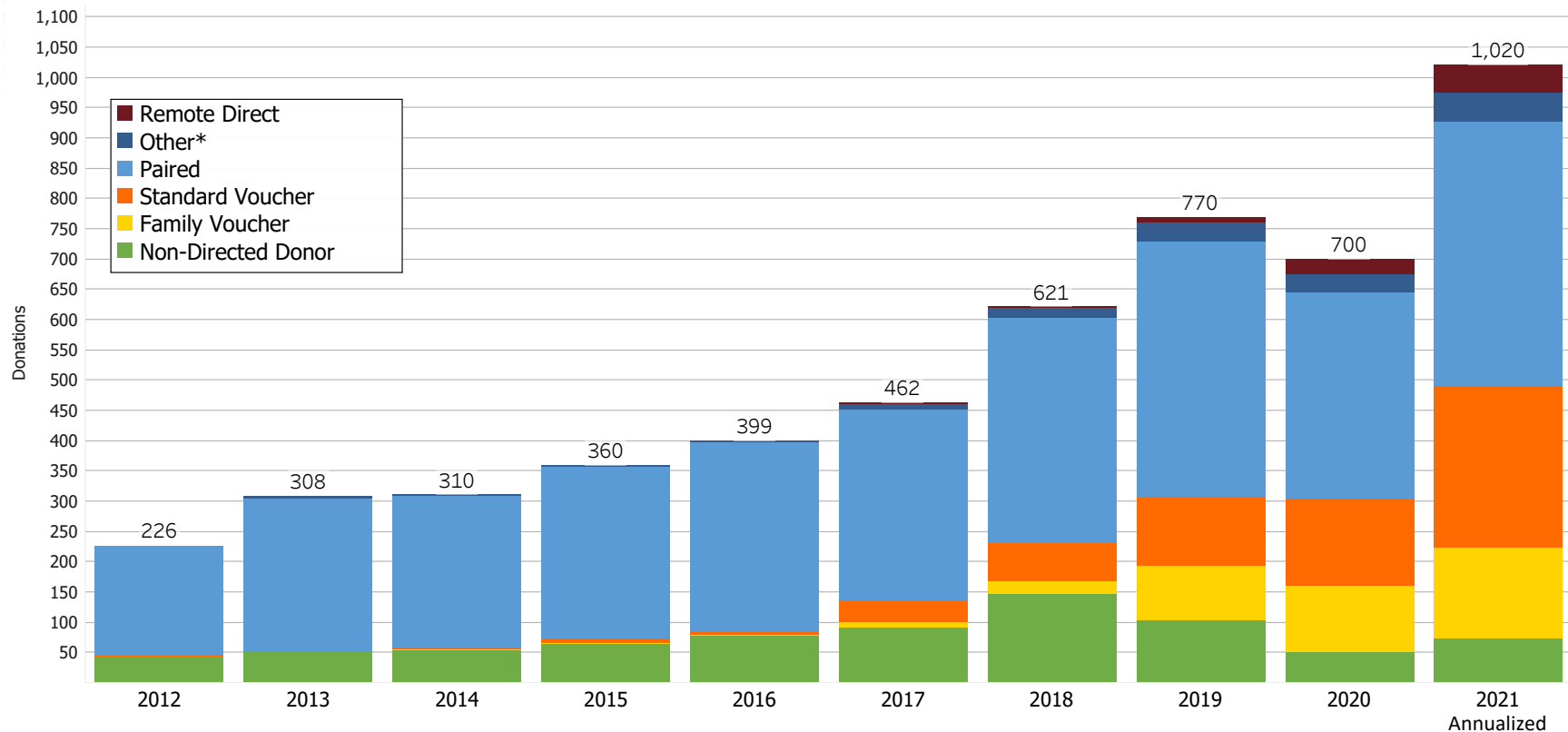
The Center Liquidity Contribution ("CLC") program scores Member Centers based on their contribution to the pool liquidity. Centers with positive CLC scores are given matching priority.

Partner Center Chain End Targets

Partner Center	Chain End Target	Family Voucher O Chains Last 24 Months	Family Voucher Non-O Chains Last 24 Months	Net Chains Started	Match Offer Declines Last 12 Months	Match Offer Decline Ratio	Center Liquidity Contribution
Georgetown	12	12	11	-58	0	0	18510
MtSinai	5	2	1	-4	0	0	-12630
Hartford	5	4	5	-20	6	32	8140
WakeForest	5	2	1	-3	0	0	-800
Cincinnati	5	2	0	-2	0	0	1200
UCSF	4	8	6	-38	3	16	-9100
Legacy	4	2	1	-6	2	18	-5980
StDavidsTX	4	1	1	-2	2	25	6200
Maine	3	2	4	-13	2	33	1560
Avera	3	2	2	-9	0	0	1800
Rush	2	1	5	-11	1	14	-680
NYU	2	3	4	-18	3	15	4800
UMinn	2	9	6	-45	0	0	26680
ChristHosp	2	1	1	-3	0	0	4820
HMHN	1	2	1	-9	0	0	3200
VAHD	1	1	2	-7	0	0	2560
Emory	1	2	2	-11	0	0	4960
Piedmont	1	0	2	-3	1	20	-8800
CCFlorida	1	1	1	-5	3	60	-2040
MayoAZ	0	7	4	-36	0	0	-2800
PorterAH	0	0	0	0	0	0	-540
UCSD	0	3	8	-28	1	14	21840
UHCleveland	0	0	1	-2	0	0	1400
Vidant	-1	0	0	-1	0	0	7000
Brigham	-2	2	5	-20	0	0	4600
Cornell	-3	8	6	-47	0	0	1700
Sharp	-3	0	0	-3	0	0	-1390
Penn	-4	1	3	-13	3	15	-1270
Allegheny	-4	0	1	-6	0	0	-4040
VirginiaMason	-4	0	0	-4	0	0	8000
UCLA	-12	2	5	-30	0	0	-1000
Madison	-24	7	15	-82	1	4	1550

As of 10/7/2021

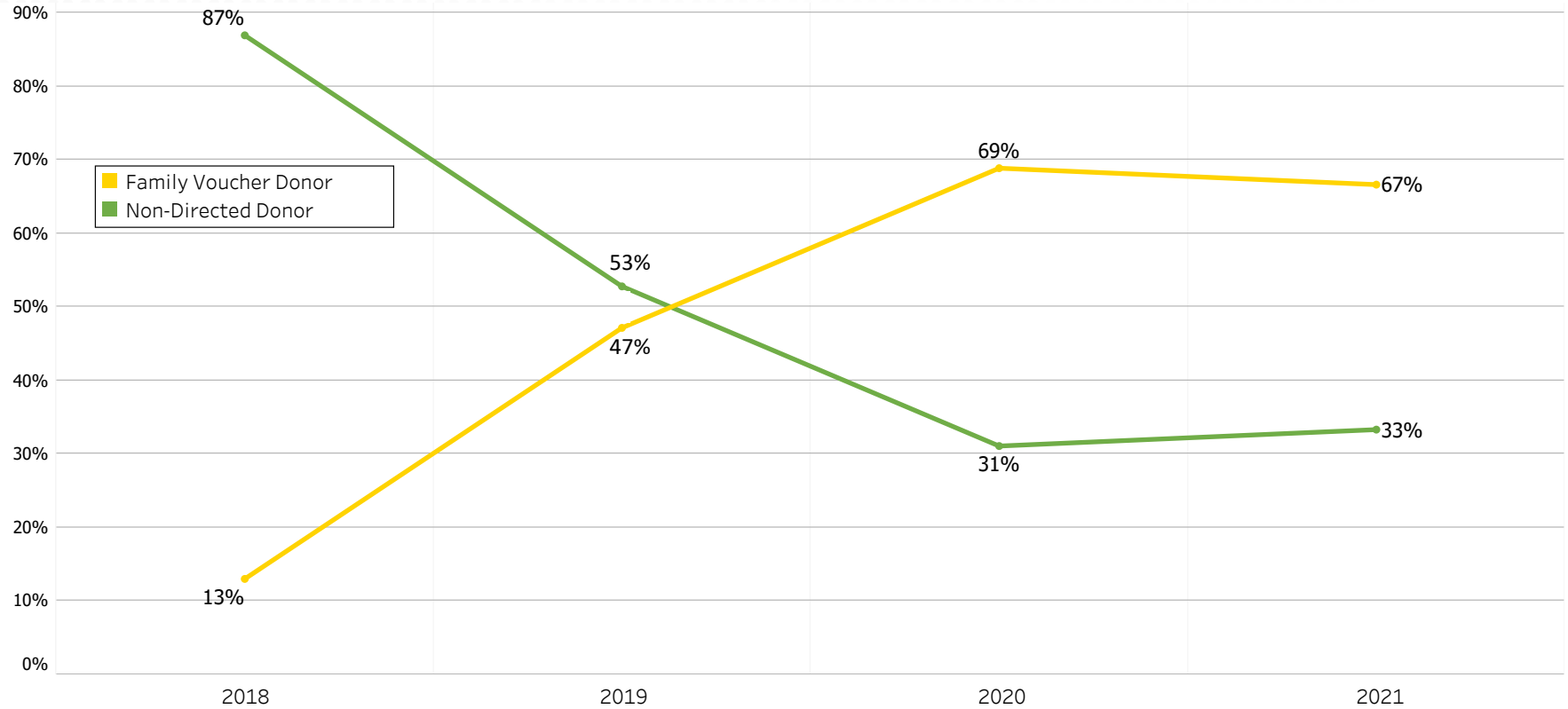
Kidney Donations by Donor Type



As of 10/5/2021 09:17:47

*Other = Swap Saver and Real Time Swap Failure donors

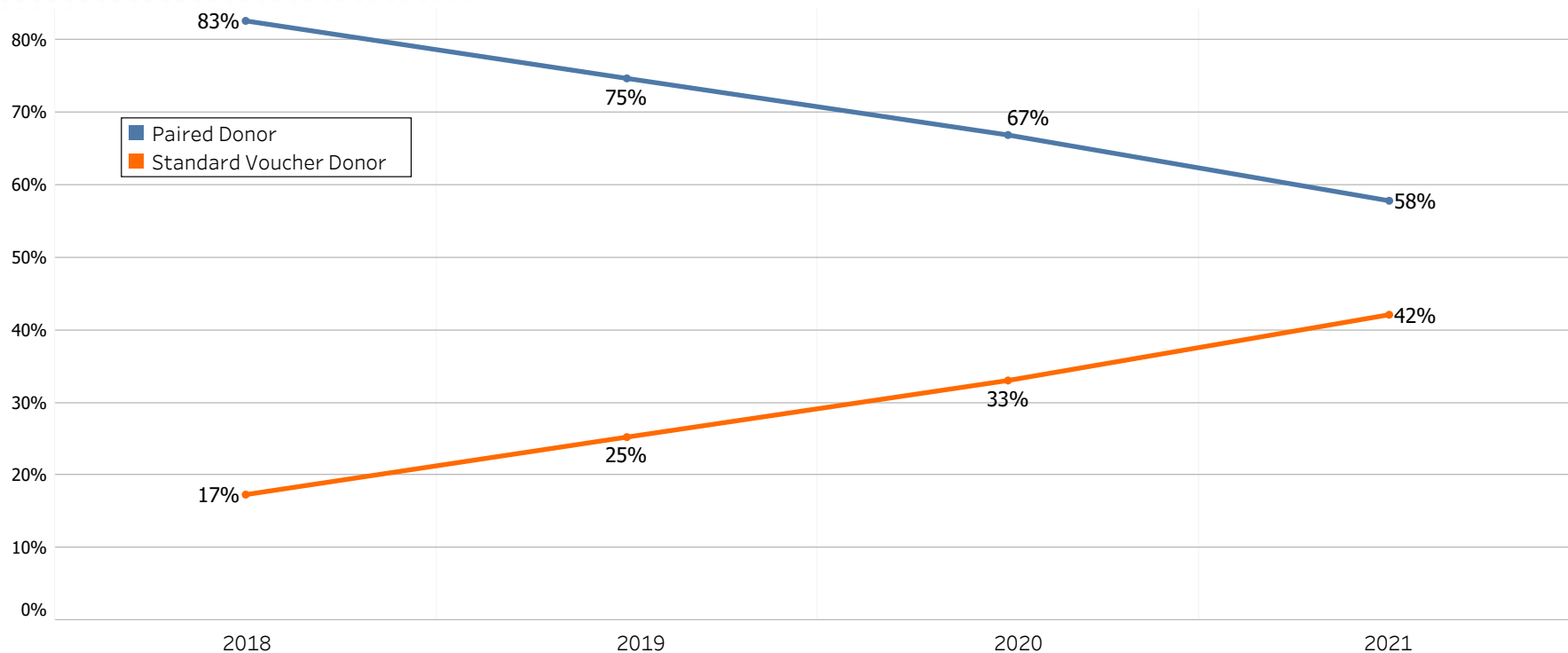
Transition to Family Voucher Donation



As of 10/05/2021 14:30:54

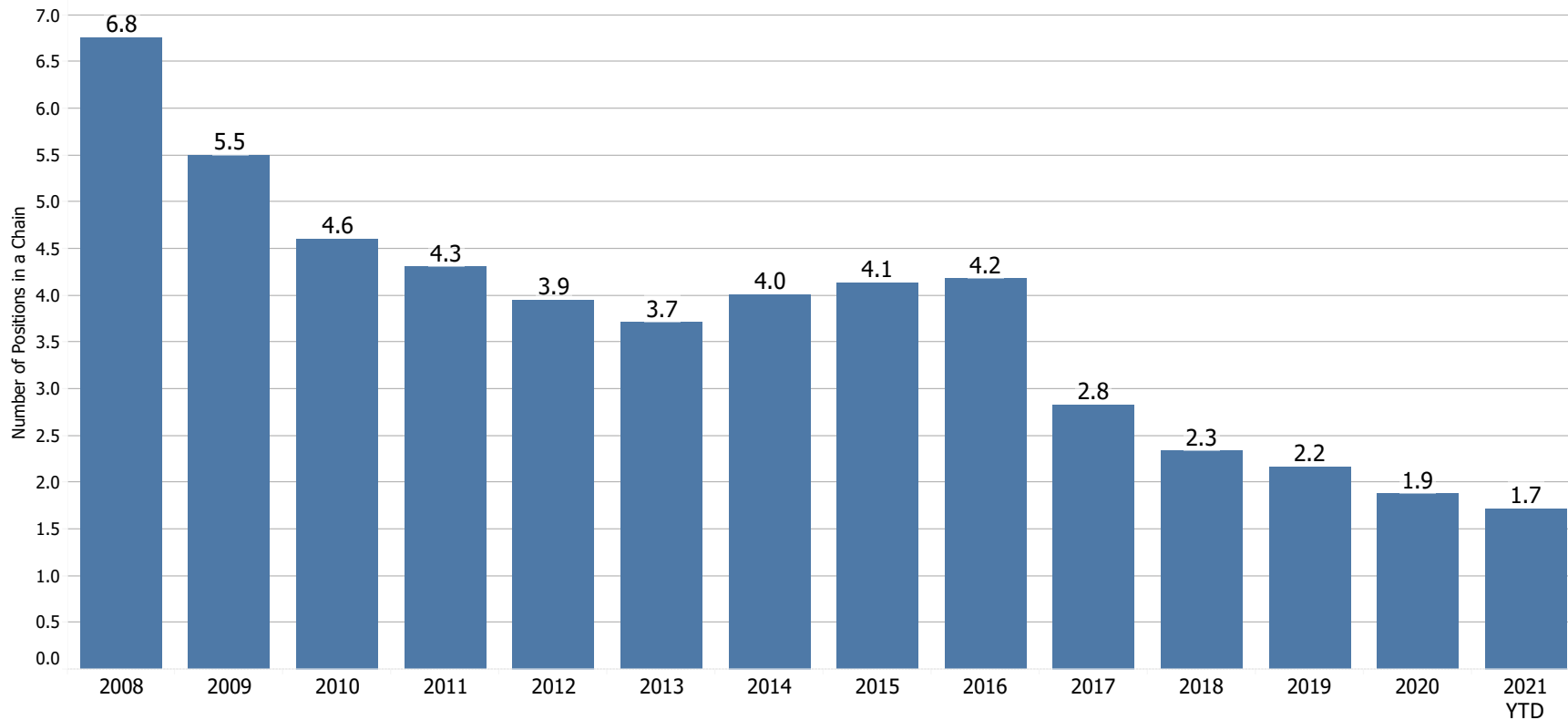
Uncoupling Trend

Transition from Paired to Standard Voucher Donation



As of 10/05/2021 14:30:54

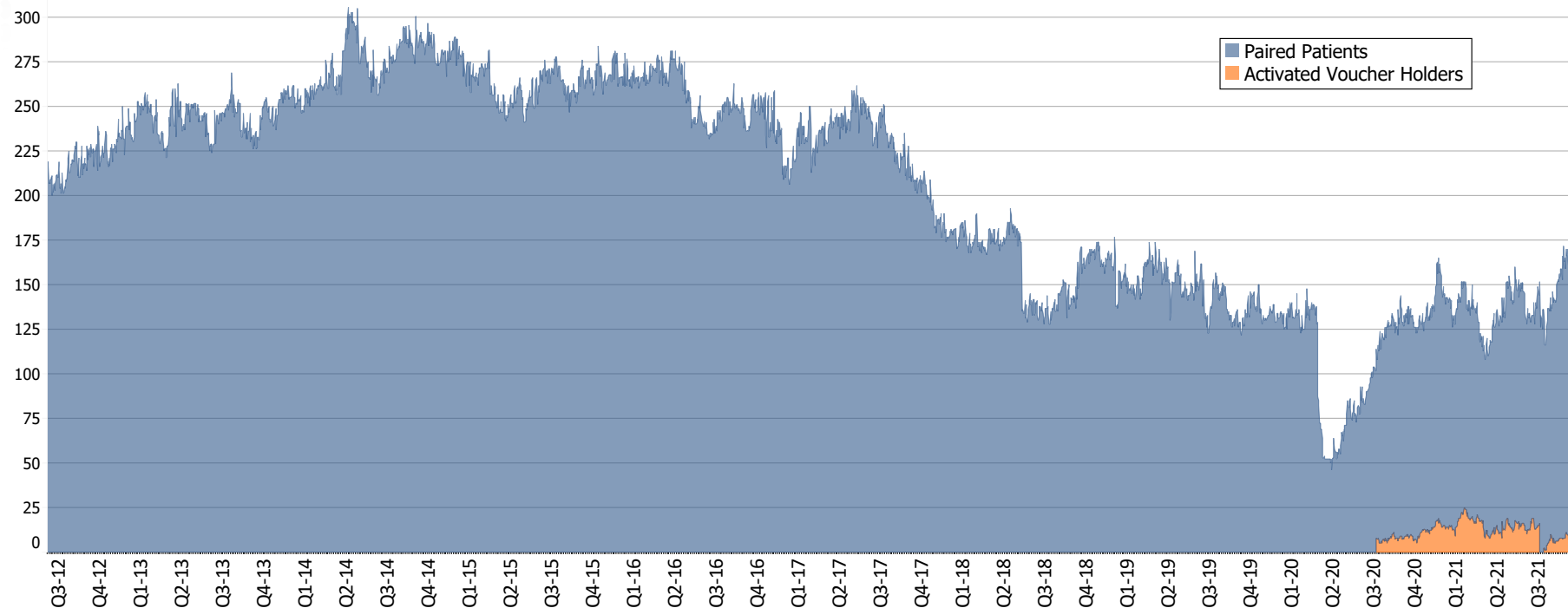
Average Chain Length



As of 10/18/2021 11:31:08

Pool Size

Unmatched Patients

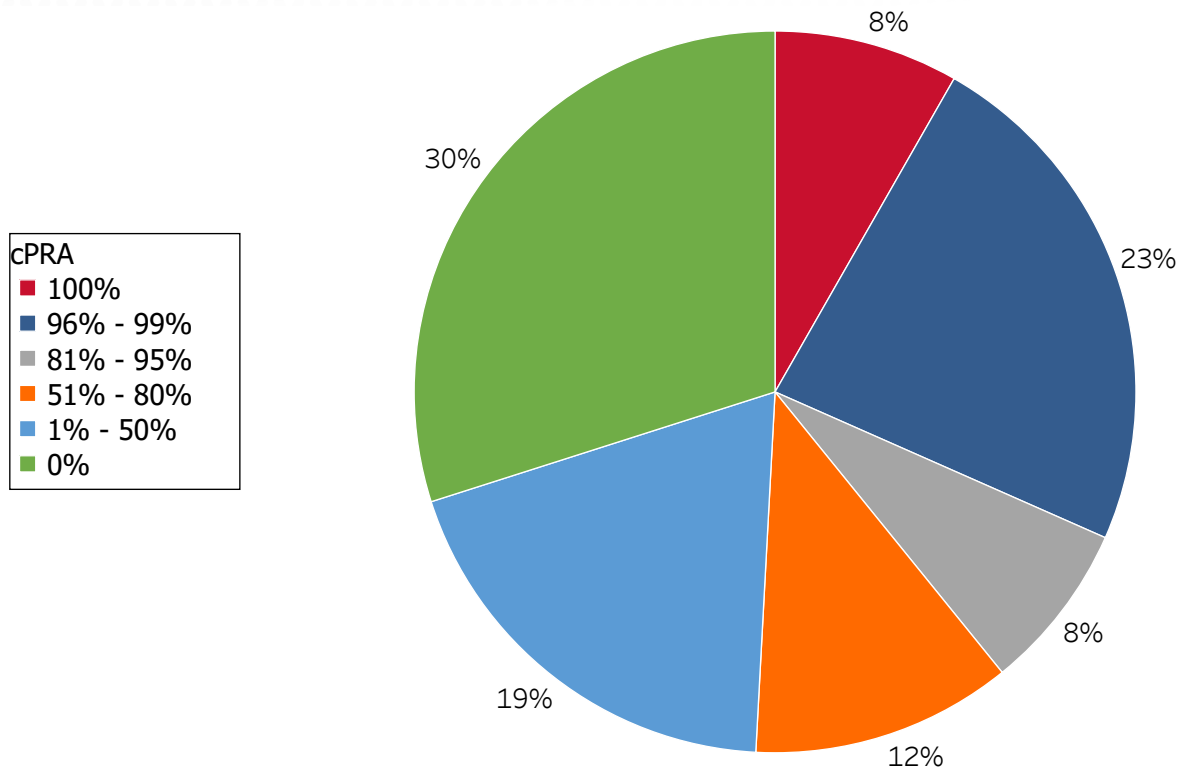


As of 10/6/2021 14:11:16

Pool snapshot was modified in July 2020 to include Activated Voucher Holders.

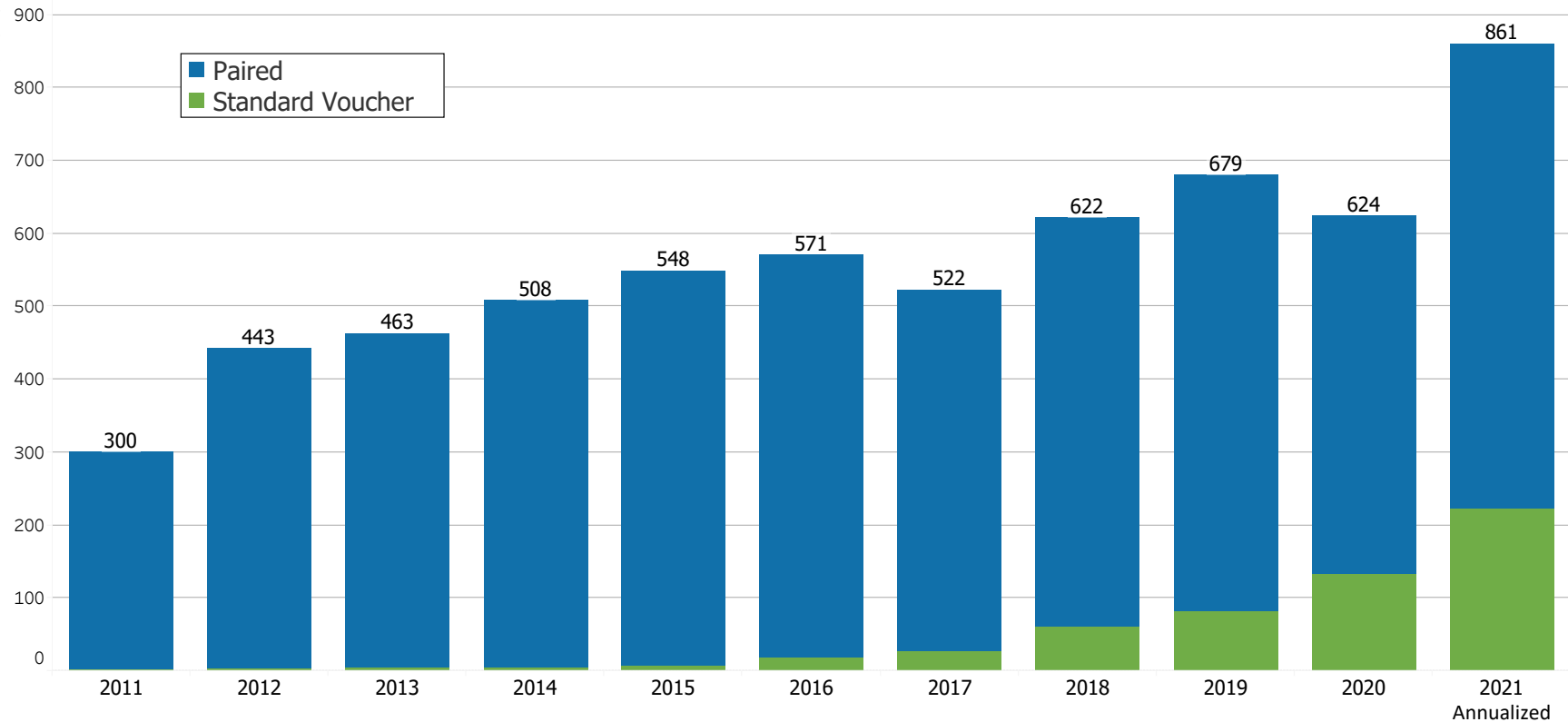
Pool Composition by cPRA

Unmatched Paired and Voucher Patients



As of 10/13/2021 17:06:37

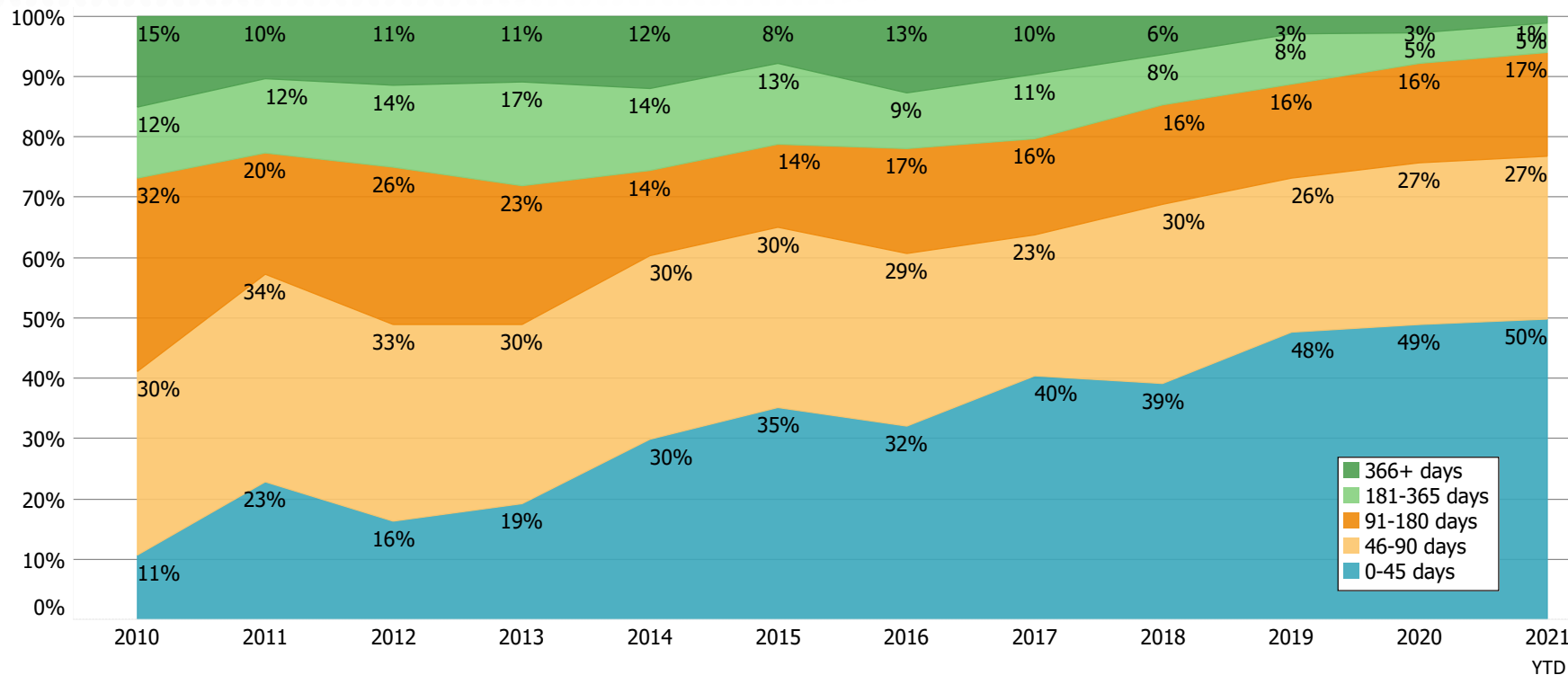
New Exportable Patients



As of 10/6/2021 14:11:16

Wait Time Distribution

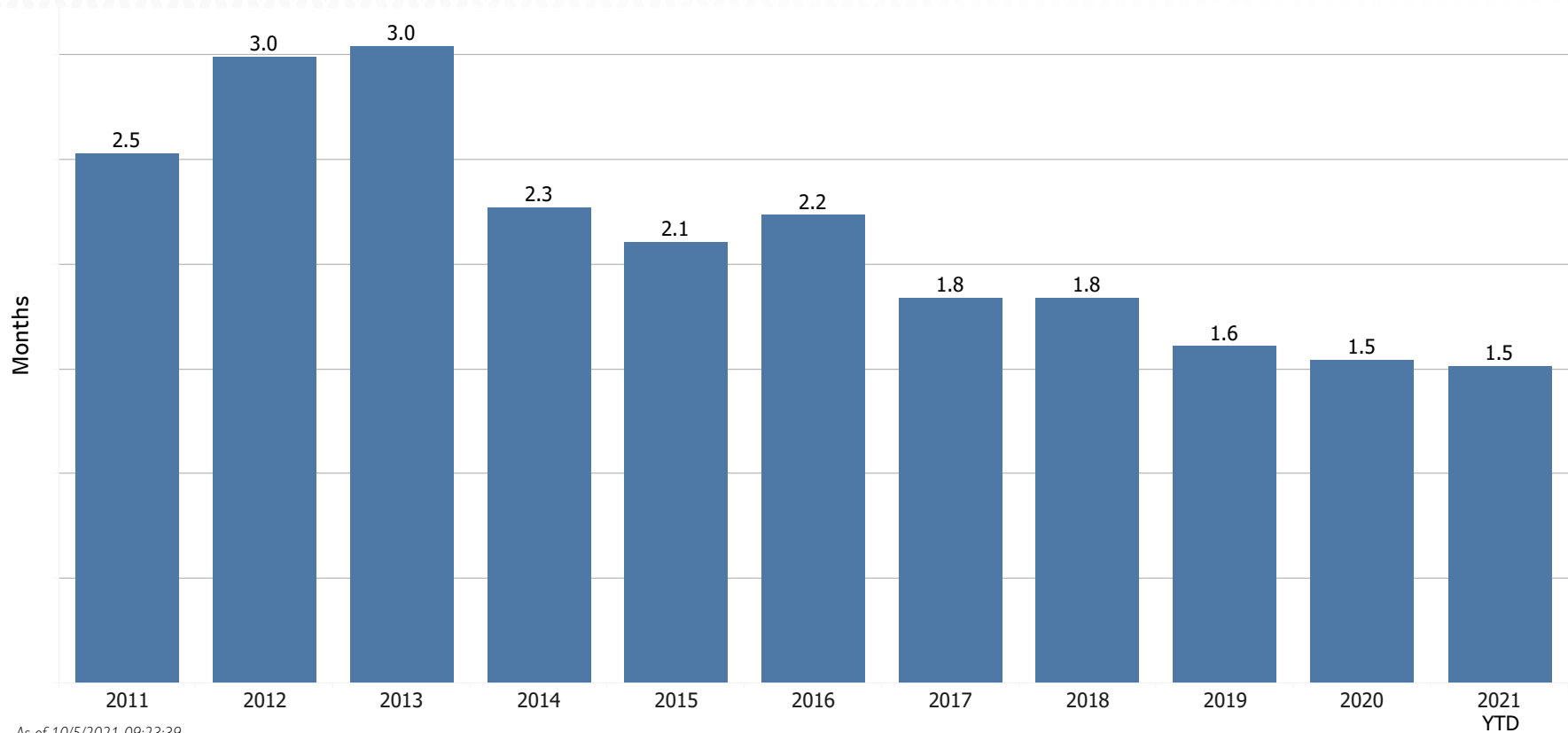
From Exportability to Transplant



As of 10/15/2021 15:53:54

Excludes Chain End Offers to Waitlist Patients

Median Wait Time to Transplant

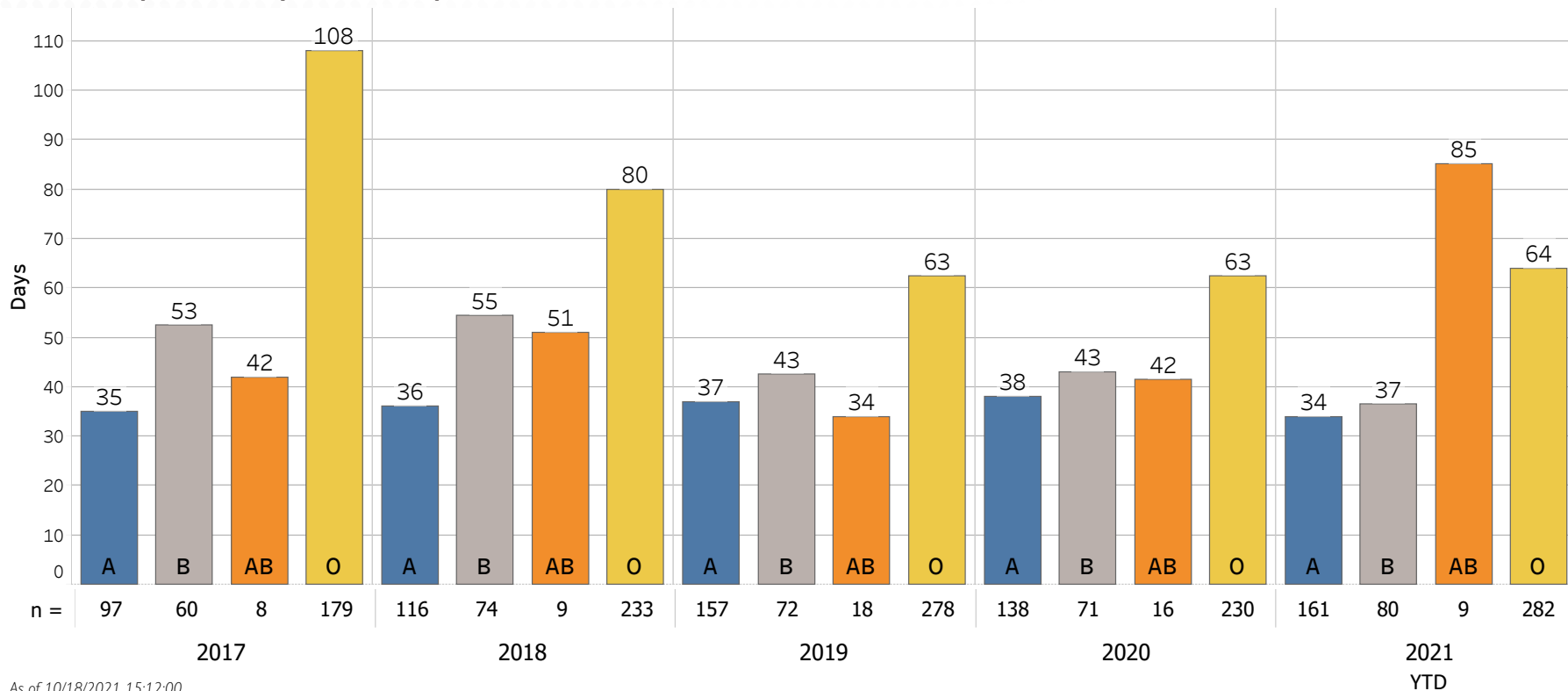


As of 10/5/2021 09:23:39

Excludes Chain End Offers to Waitlist Patients

Median Wait Time by Blood Type

From Exportability to Transplant



As of 10/18/2021 15:12:00

Excludes Chain End Offers to Waitlist Patients

Patients Waiting More Than 1 Year

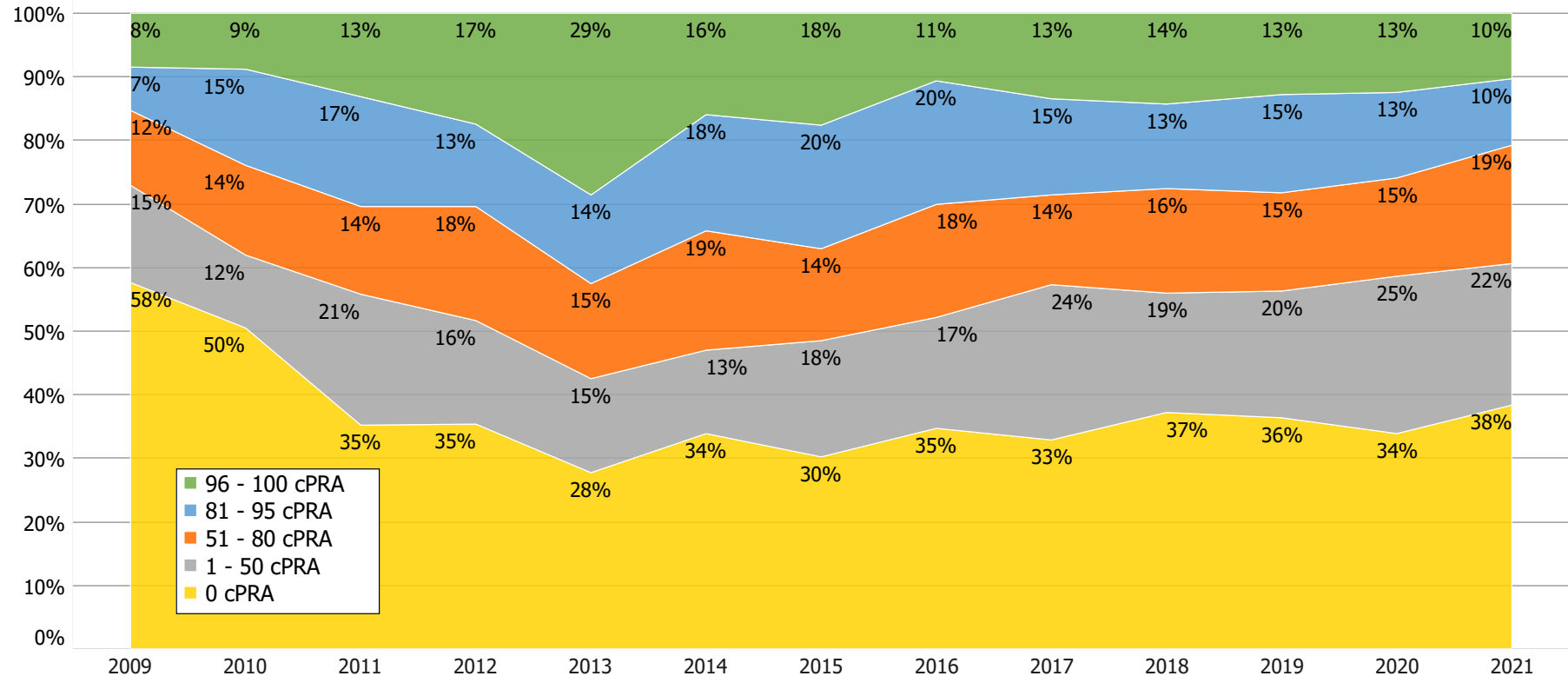
Due to High cPRA

#	Patient Alias	P-ABO	cPRA	Months Wait	Patient Type
1	MAB1402991	AB	100.00	83	Voucher
2	GM8784	B	100.00	70	Paired
3	J36760809G	O	100.00	41	Paired
4	R475238	O	100.00	33	Paired
5	REYKRI750	B	100.00	28	Paired
6	RFLCC30	O	100.00	25	Voucher
7	C903849873	O	100.00	24	Paired
8	CB1040805	A	100.00	24	Voucher
9	540682214G	A	100.00	20	Voucher
10	RSALBLA	A	100.00	18	Paired
11	RUTJAM	A	100.00	14	Paired
12	R324744	O	99.99	48	Voucher
13	M000464196	O	99.99	29	Paired
14	PAC3140047	O	99.99	24	Paired
15	BW7106678R	A	99.99	20	Voucher
16	DAMAR83	A	99.99	13	Paired
17	135046567G	B	99.97	21	Voucher
18	LB400801	A	99.96	12	Paired
19	MWASH1983	O	99.94	23	Paired
20	JEM3330503	A	99.91	13	Voucher
21	RKS031465	O	99.84	12	Paired

As of 10/5/2021 09:17:47

Includes all patients exportable in the NKR pool with a cPRA > 99.0

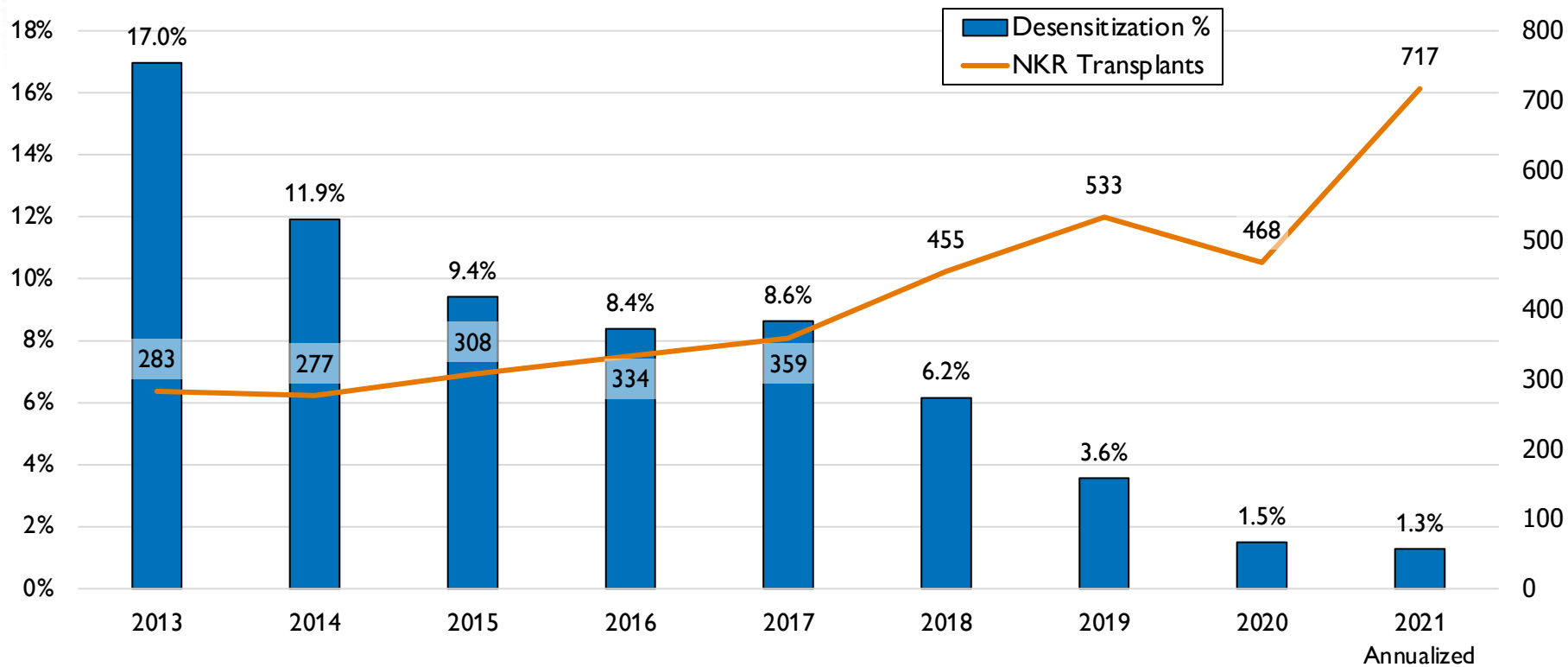
Transplanted Recipients by cPRA



As of 10/15/2021 15:53:08

Excludes Chain End Offers to Waitlist Patients

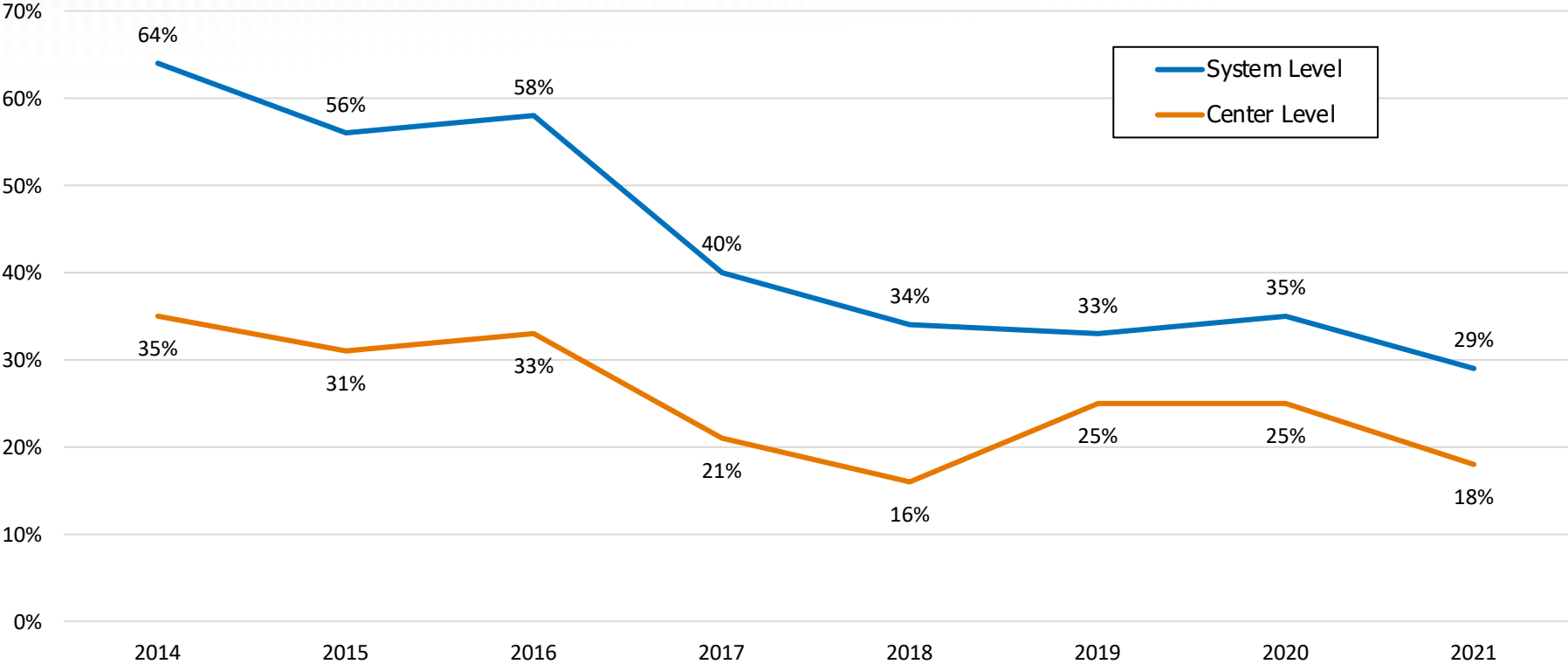
Desensitization



As of 10/7/2021

Excludes Wait List Patients (WLP) and Cedars-Sinai Medical Center Transplants

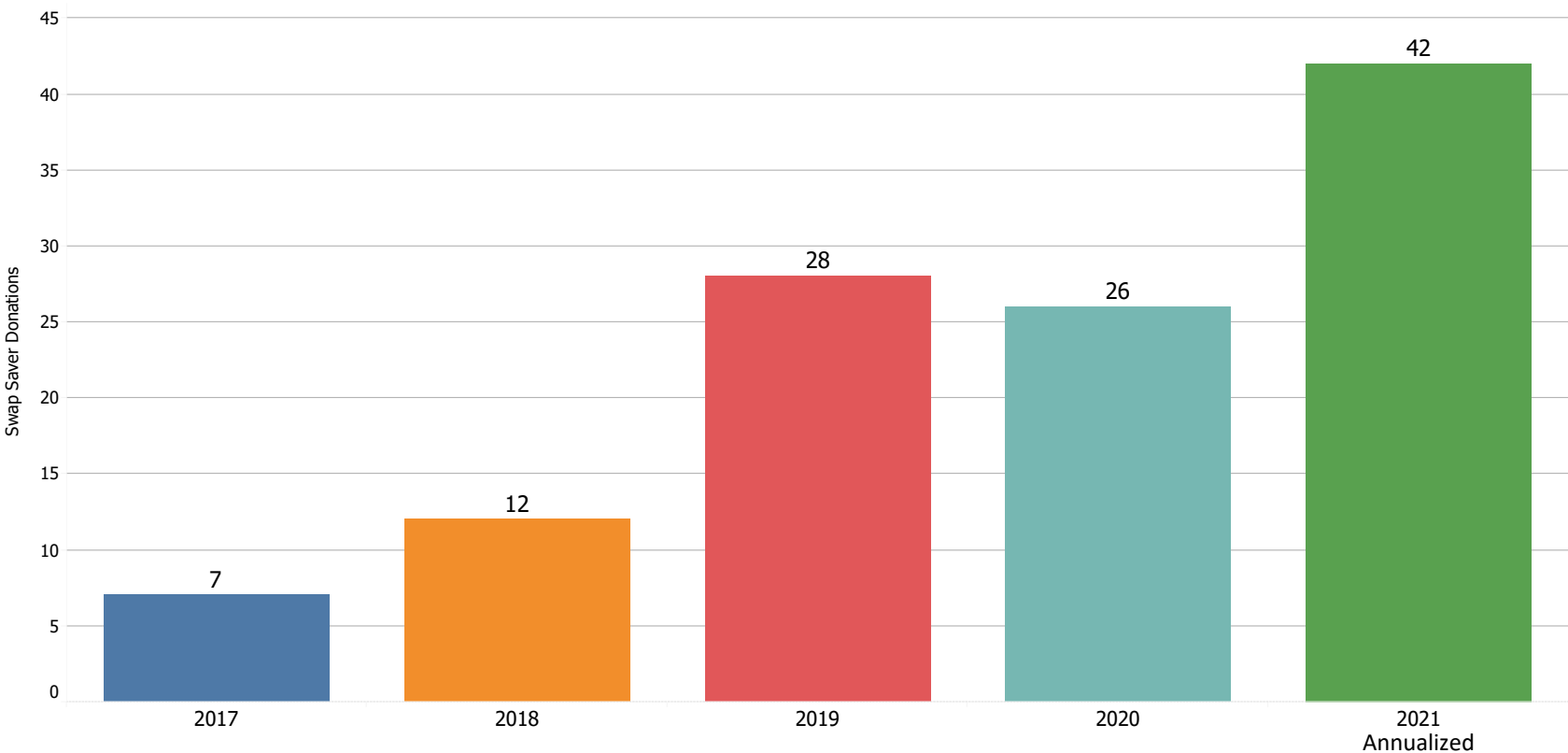
Swap Failure Rates



As of 10/7/2021
System Level formula: $(1 - (\text{Transplants} / \text{Commenced XMs}))$ Center Level formula: $(\text{Swap Failures} / \text{Transplants})$



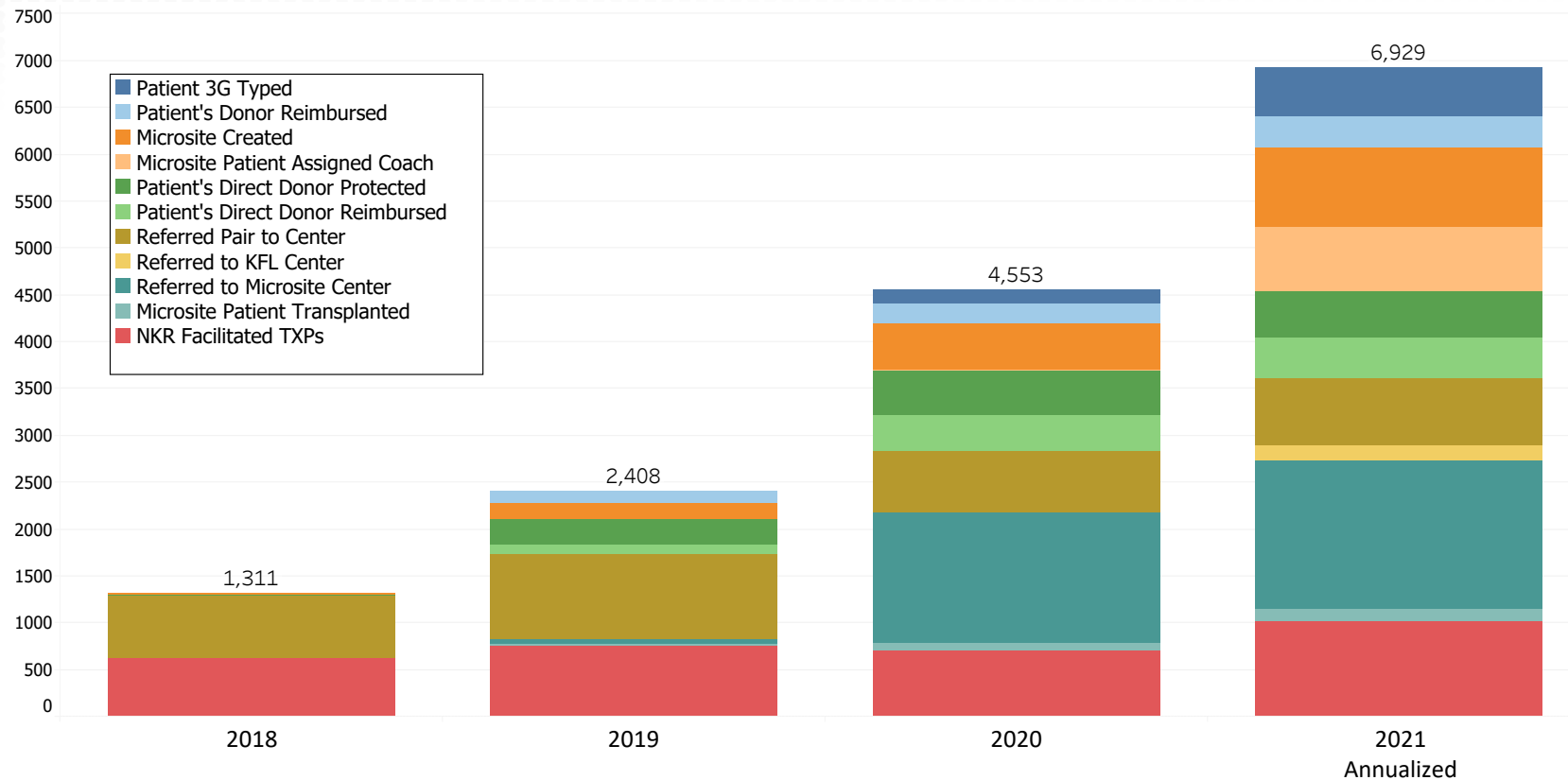
Swaps Saved by Swap Saver Voucher Donors



As of 10/5/2021 09:17:47

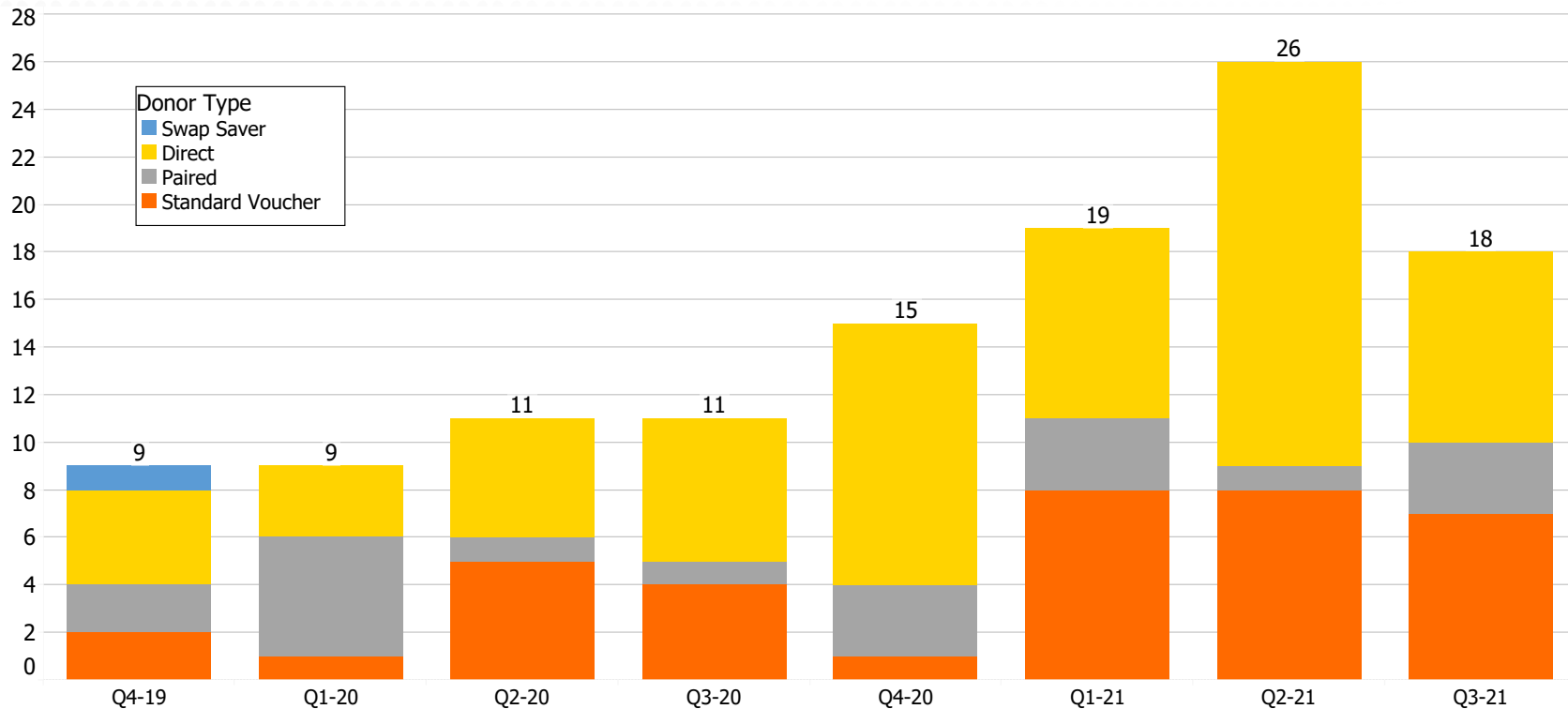


Patient Support Activities



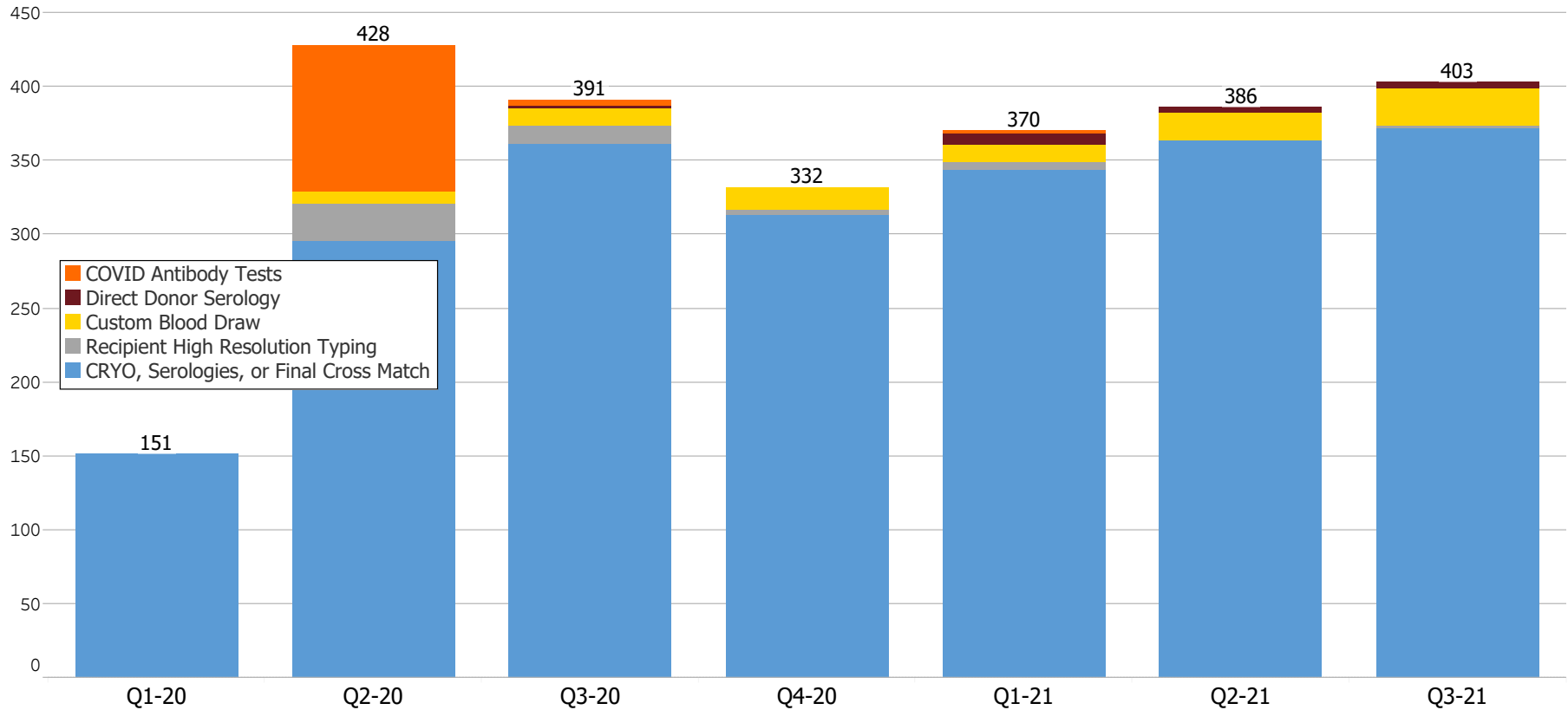
As of 10/15/2021 15:53:08

Remote Donations by Donor Type



As of 10/6/2021 14:11:16

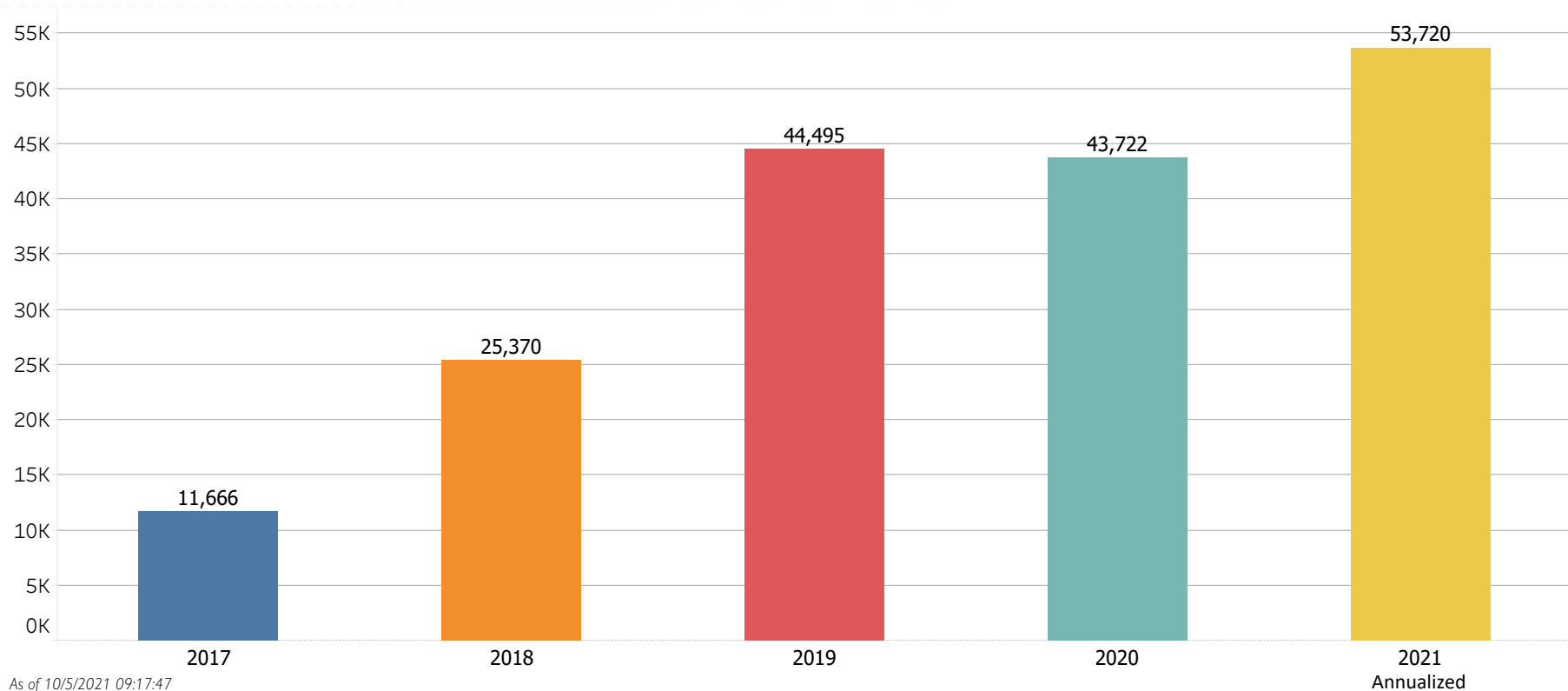
Home Blood Draw Requests



As of 10/18/2021 14:00:16

Donor Candidate Registrations

Across All DASH Intake Platforms

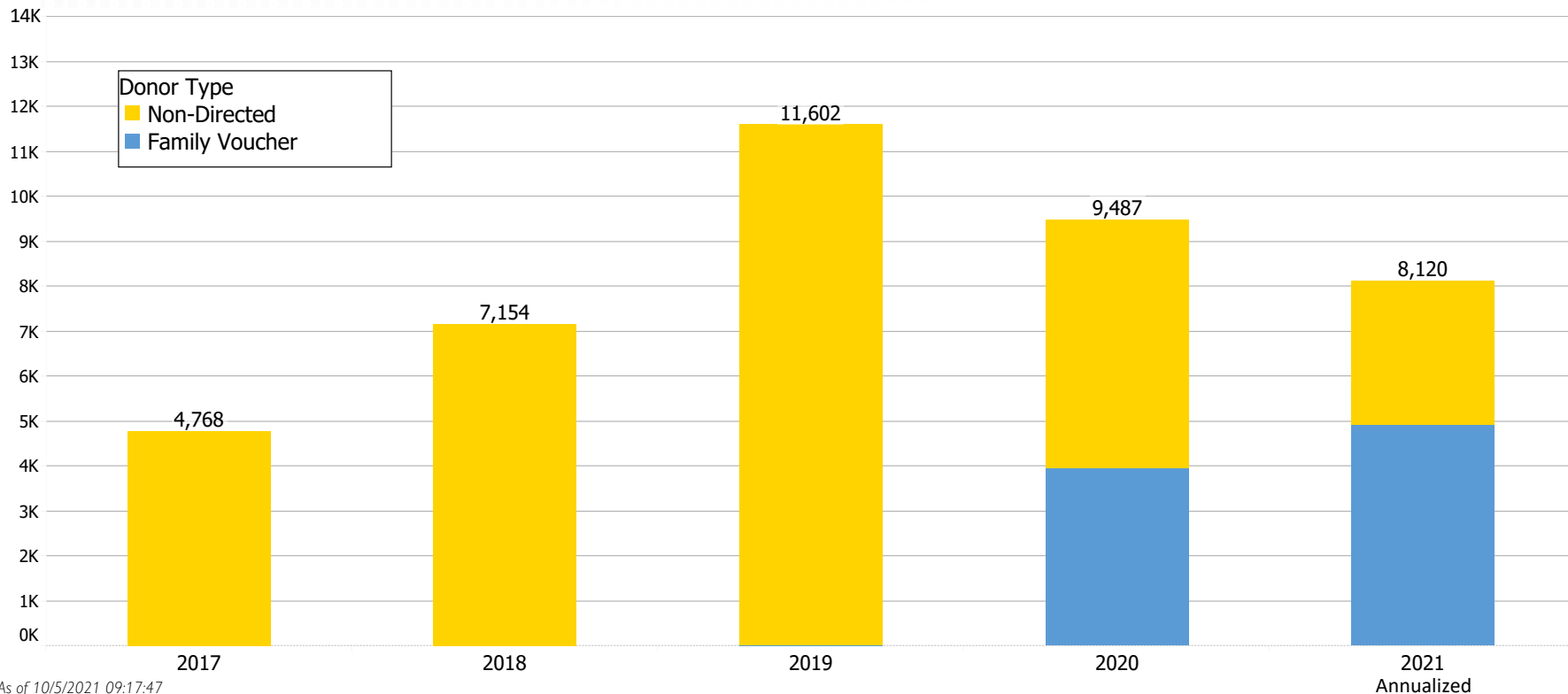


As of 10/5/2021 09:17:47

DASH = Donor Automated Screening & History

Good Samaritan Donor Candidate Registrations

Across All DASH Intake Platforms

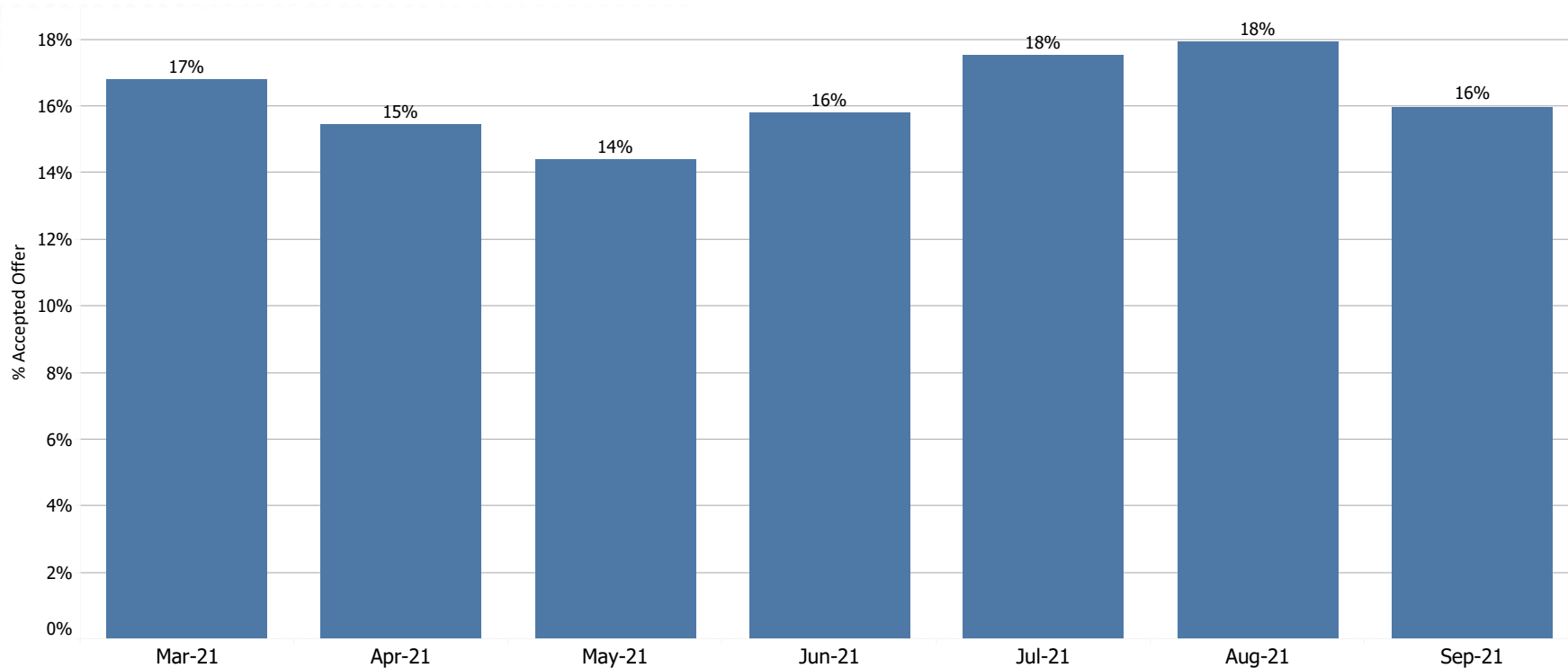


As of 10/5/2021 09:17:47

Good Samaritan donors includes Non-Directed Donors and Family Voucher Donors. [DASH = Donor Automated Screening & History](#)

Percent of Donor Candidates Who Want to Speak to a Mentor

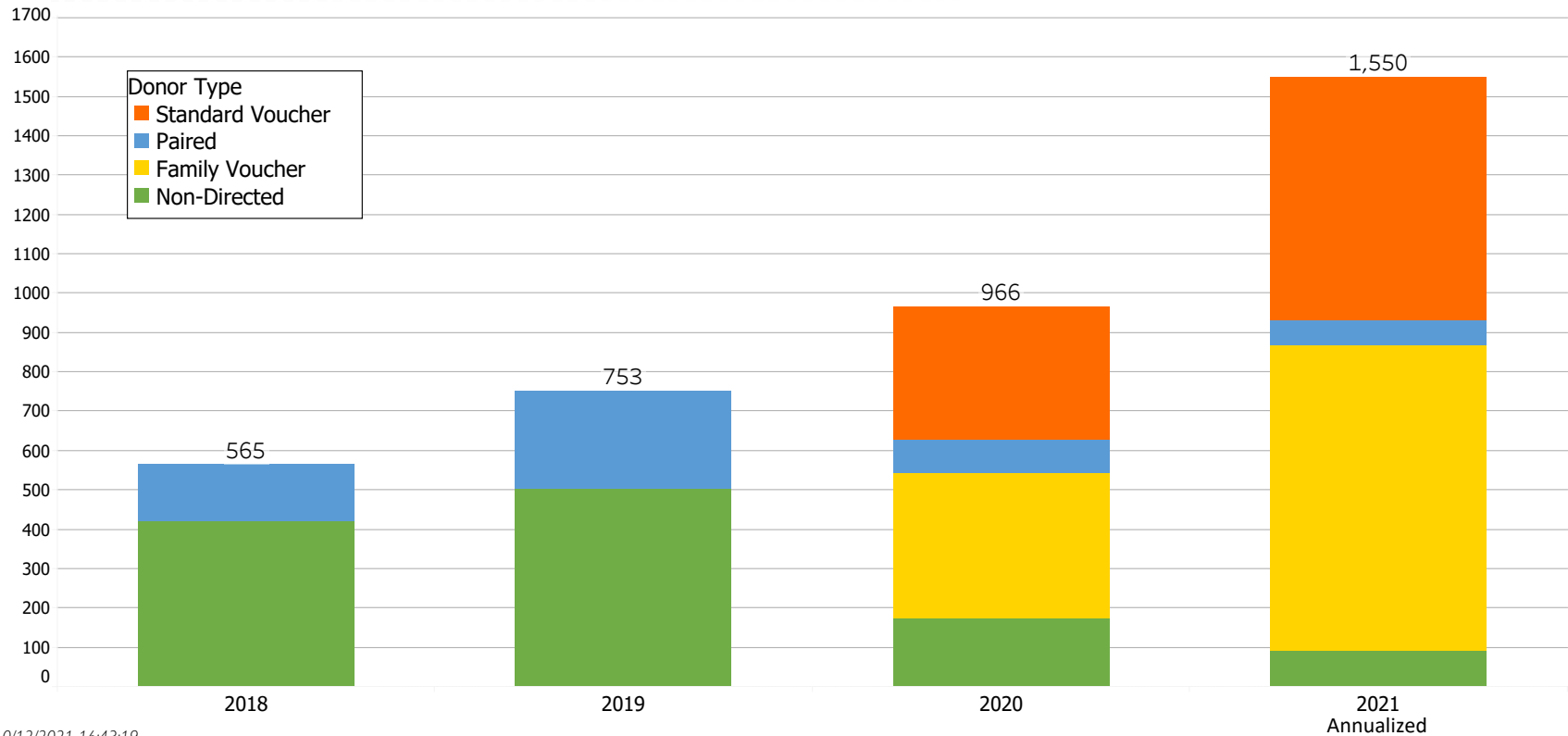
Donors Who Accepted to Speak to a Mentor / Donors Offered to Speak to a Mentor



As of 10/6/2021 13:54:00

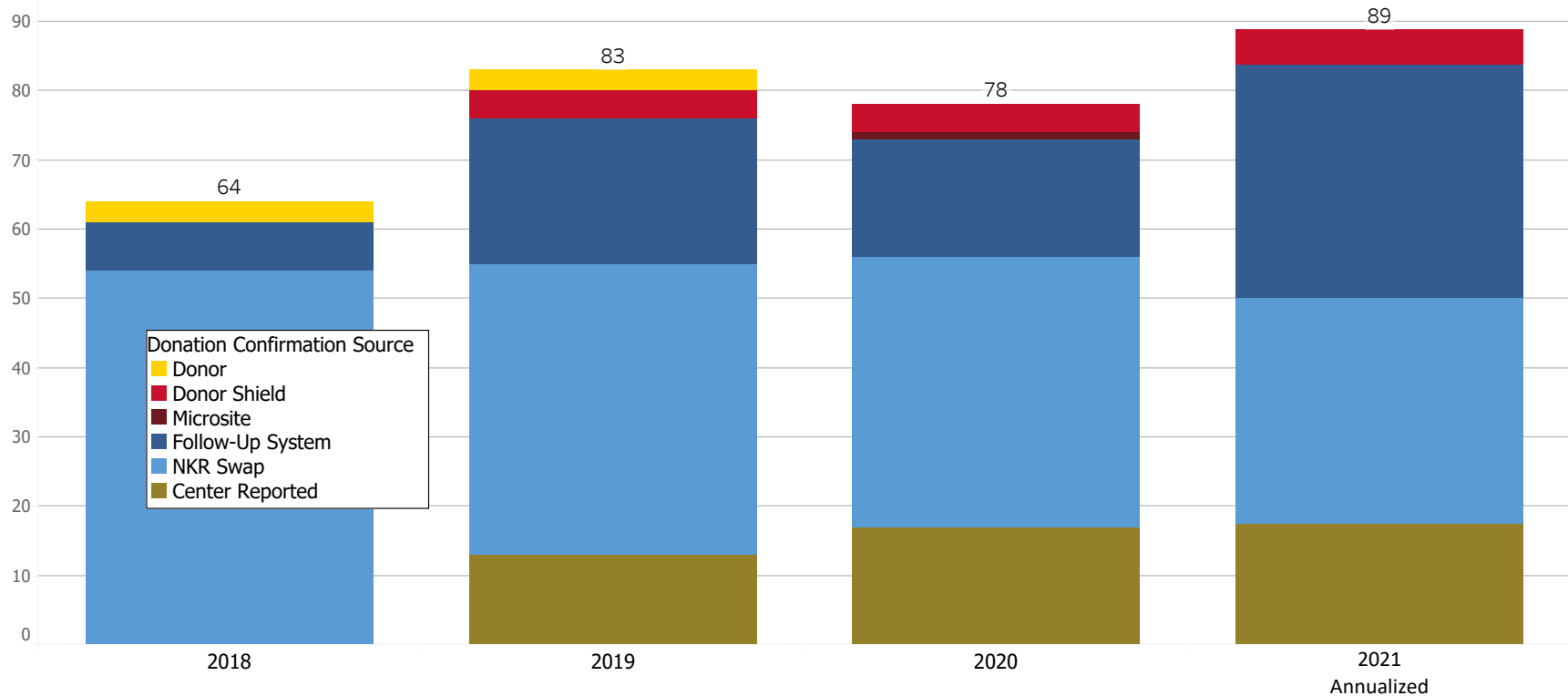
NKR Qualified Donor Referrals

Referred to NKR Member Centers



As of 10/12/2021 16:43:19

Donations Resulting from NKR Donor Referrals



As of 10/19/2021 15:05:19

To avoid lag-effect, the chart counts donation date which does not reflect the date the donor registered. [DCN = Donor Care Network](#)

Resources

NATIONAL KIDNEY REGISTRY™

About For DONORS For PATIENTS For CENTERS Media Center Login

Facilitating Well-Matched Living Kidney Donor Transplants. Protecting and Supporting Living Donors.

The National Kidney Registry is dedicated to increasing the number of kidney transplants from living donors, improving donor-recipient matches for longer-lasting transplants, and offering protection and support to living kidney donors to make the kidney donation process safer, easier and more convenient.

5,374
NKR-Facilitated Transplants

[I need a kidney transplant](#) [I am considering donating my kidney](#)

Better Matches, Better Outcomes, Longer-Lasting Transplants

Wells and (2016)
Non-NKR LRD (n=12,075)
US Living Donor (n=10,000)
US Unmatched Living Donor (n=33,006)

Statistically Significant

Leading the World in Comprehensive Donor Support & Protections

Donor Shield Direct
Donor Shield Web TDM

639 1,061 1,148 1,519

kidneyregistry.org

DONOR CARE NETWORK™

About Support & Protections Programs Commitments Education Donate a Kidney

Making kidney donation safer, easier and more convenient.

[I am Considering Donating My Kidney](#)

How We Support & Protect Donors

Leaders of the Donor Care Network are living kidney donors. We have personally gone through the process of living donation and are therefore committed to ensuring convenient and safe donation experiences for all living kidney donors.

5,259
Donors Protected

Donor Shield: The New Standard of Care

donorcarenet.org

DONOR SHIELD™

Donor Protections Find Donor Shield FAQ Donate a Kidney

Protecting and Supporting Living Kidney Donors

through the entire kidney donation process

[Learn More](#)

Donor Support & Protections
What is Donor Shield?

donor-shield.org

KIDNEY FOR LIFE™

About Commitments Participating Centers Video Resources [I Need A Kidney](#)

Kidney for Life Initiative

Better matches, fewer graft failures, reduced immunosuppression

[View the Quarterly Report](#)

Why Kidney for Life?

kidneyforlife.org

KIDNEY TRANSPLANT CENTERS™

Compare the performance and services of all kidney transplant centers in the U.S.

Donors Recipients Outcomes (Adult) Outcomes (Pediatric)

* This is a Donor Shield Program and is only available to donors who donate through the National Kidney Registry's paired exchange program. Member programs are by donating to a transplant center that utilizes Donor Shield Direct.

Rank	Center Name	State	Donor Shield Direct	Donor Shield Web TDM	Donor Shield Live Chat	Donor Shield Travel & Lodging	Donor Shield Voucher	Donor Shield Insurance	Donor Shield Support
1	Mayo Clinic Arizona	AZ	Yes	Yes	Yes	Yes	Yes	Yes	Yes
2	UCSF Medical Center	CA	Yes	Yes	Yes	Yes	Yes	Yes	Yes
3	MedStar Georgetown University Hospital	DC	Yes	Yes	Yes	Yes	Yes	Yes	Yes
4	University of Minnesota Medical Center	MN	Yes	Yes	Yes	Yes	Yes	Yes	Yes
5	UP Health Transplant Program	MI	Yes	Yes	Yes	Yes	Yes	Yes	Yes
6	University of Pennsylvania Hospital	PA	Yes	Yes	Yes	Yes	Yes	Yes	Yes
7	Hartford Hospital Transplant Center	CT	Yes	Yes	Yes	Yes	Yes	Yes	Yes
8	Mayo Clinic Rochester	MN	Yes	Yes	Yes	Yes	Yes	Yes	Yes
9	UCLA Medical Center	CA	Yes	Yes	Yes	Yes	Yes	Yes	Yes
10	NewYork-Presbyterian/West-Chest	NY	Yes	Yes	Yes	Yes	Yes	Yes	Yes
11	Emory Transplant Center	GA	Yes	Yes	Yes	Yes	Yes	Yes	Yes
12	Massachusetts General Hospital	MA	Yes	Yes	Yes	Yes	Yes	Yes	Yes

Find a center within:
100 miles (page 2 of 4)
250

Filters:

- ☐ Donor Shield Live Chat
- ☐ Donor Shield Travel & Lodging
- ☐ Donor Shield Voucher
- ☐ Donor Shield Insurance
- ☐ Donor Shield Support

kidneytransplantcenters.org

DONOR GAMES™

In a general population survey, 80% of respondents felt that donating a kidney would negatively affect their health. The Donor Games refutes this widely held misconception by showcasing the impressive health and fitness of donors from around the country.

livingdonorgames.org